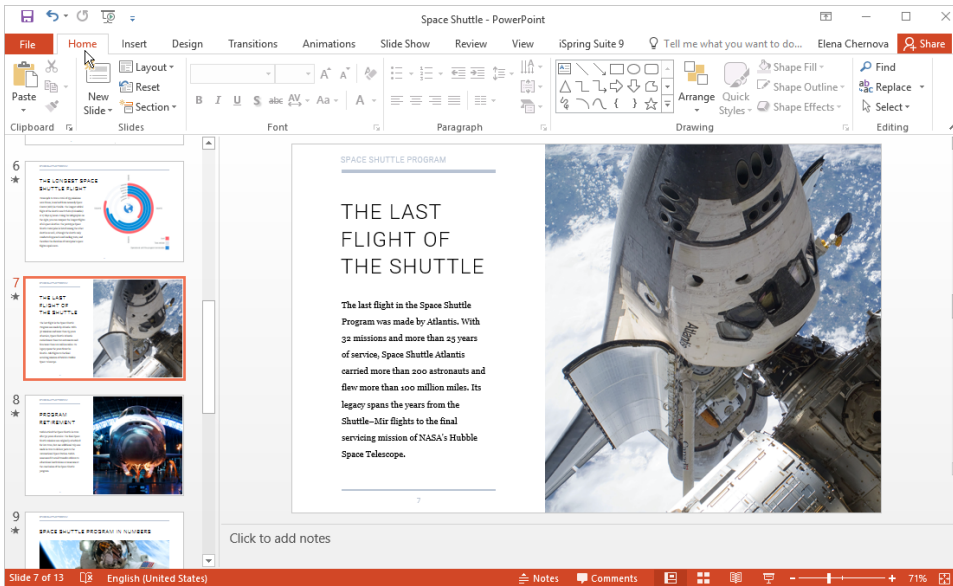


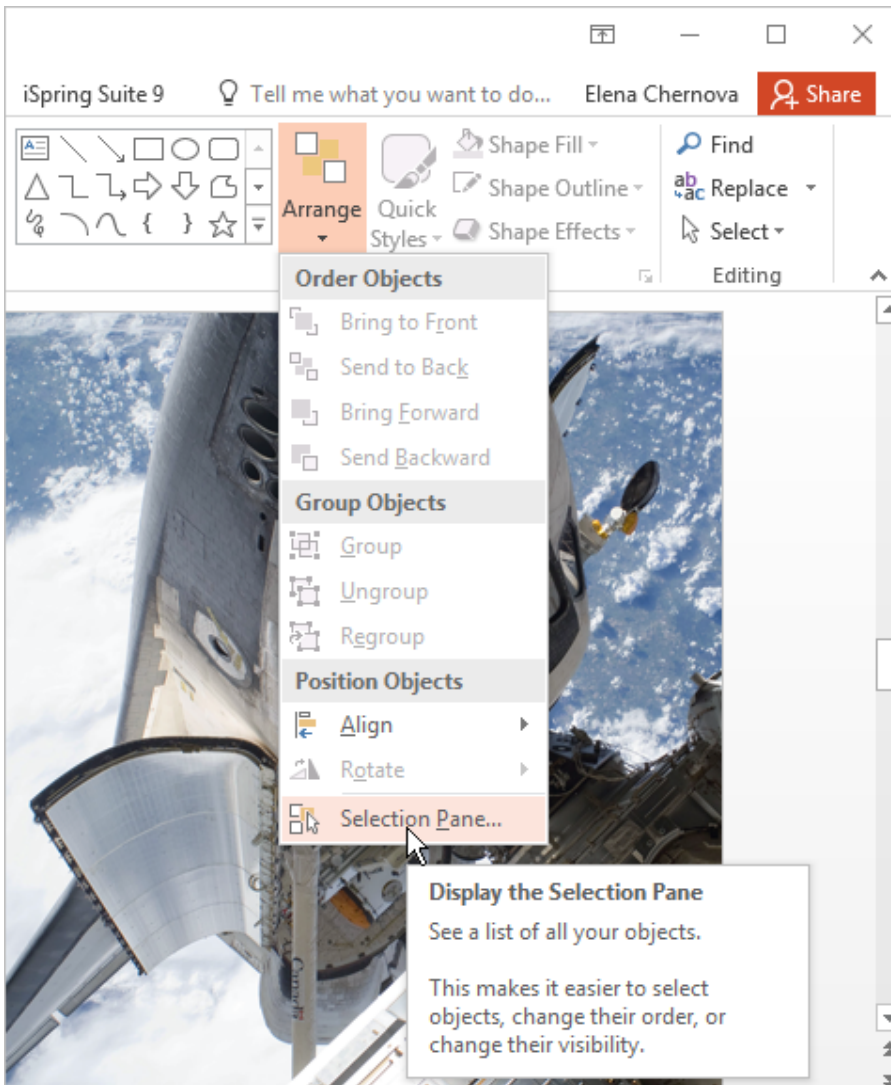
Arranging Slide Items in Accessibility Mode

To rearrange slide items in accessibility mode, follow these instructions:

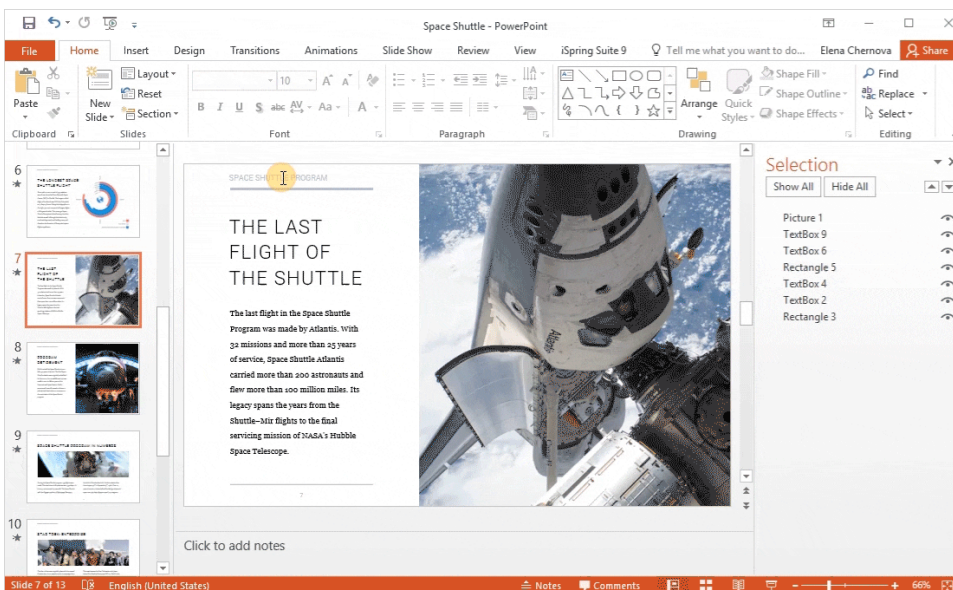
1. Locate a slide and open the **Home** tab in PowerPoint.



2. Next, open the **Arrange** menu and click **Selection Pane**.




- Now set up the slide items order in accessibility mode. To do this, you will need to change the position of the rows in the **Selection** section.
- Select an item that will be displayed first. In the **Selection** section, the corresponding row will be highlighted. Drag it to the uppermost position.



4. Move other items in the same manner and publish the course in accessibility mode. When you switch the course to accessibility mode, the slide items will be displayed in the order you set them up in.

Slide 7 of 13

▶ 0:00 / 4:02  

SPACE SHUTTLE PROGRAM

THE LAST FLIGHT OF

THE SHUTTLE

The last flight in the Space Shuttle Program was made by Atlantis. With 32 missions and more than 25 years of service, Space Shuttle Atlantis carried more than 200 astronauts and flew more than 100 million miles. Its legacy spans the years from the Shuttle–Mir flights to the final servicing mission of NASA's Hubble Space Telescope.

7

PREV

NEXT

▶ **OUTLINE**

▶ Resources

▶ Presenter Info