


Reports

iSpring Learn is equipped with robust reporting features. With reports available in the admin portal, you can track and measure training results.

In the **Reports** section, you can track how users and user groups take courses and learning paths, find out how many materials were bought and how much money you've made, view the list of events held for a certain period of time and check which users attended the events.

 iSpring

Dashboard

Learning Paths

Content

Discussions

Reports

Events

People






Settings

Messages 0







Reports

You can run reports on various activities in your account. Select a report and choose from available options. Once your report appears on the screen, you will be able to email it, export it to Excel or create a PDF file for printing it.



Quiz, Simulation and Task Reports

-  **Score Results:** How did a quiz-taker score?
-  **Answer Breakdown:** What answers did quiz-takers give?
-  **Attempt Detail:** What did a user answer?
-  **Progress Achievement:** Summary for series of quizzes, simulations and tasks
-  **Assignment Results:** How did users do on their assignments?



People Reports

-  **Group Activity:** What content did the group view?
-  **User Activity:** What content did the user view?
-  **Active Groups:** What were my most active groups?
-  **Active Users:** Who were my most active users?
-  **Guestbook Responses:** Who has seen my public content?
-  **Leaderboard:** How many points do users have?







E-Commerce Reports

-  **Sales History:** How many content items were sold?
-  **Sales Summary:** How much income did I gain?

Event Reports

-  **Attendance:** Who attended the event?
-  **Past Events:** Number of events held

Content Reports

-  **Activity:** What was the activity for a content item?
-  **Traffic:** How often was an item viewed?
-  **Progress:** How many slides or pages did people view?
-  **Popular Content:** Which content was viewed the most?
-  **Slide and Page Views:** How many times was each slide or page viewed?
-  **Performance Summary:** How users are progressing