



Manage Groups


iSpring Learn users with the role of *Administrators*, *Account Owner*, and *Organization Administrators* may add and remove users, modify information about users, and assign them to groups (see the [User Roles and Permissions](#) article). They can also create new groups and remove them.


Note: *Administrators* and *Account Owner* roles allow them to add users of all roles including other administrators. *Organization Administrators* can add regular users and administrators to the Organization they belong to.


To manage user groups, click the **Groups** tab on the People page.





 Dashboard


 Learning Paths


 Content


 Discussions

 Reports

 Events

 **People**

 Settings

 Messages

People

Users

Groups

Organizations

User Profile Fields

Groups of your account

Add New Group

<input type="checkbox"/> Title ↓	Organization	User count	Description
<input type="checkbox"/> Administrators	iSpring	11	The administrators of the account
<input type="checkbox"/> Authorized users	iSpring	4	
<input type="checkbox"/> Dealers	Matras Inc	4	
<input type="checkbox"/> IT department	iSpring	3	
<input type="checkbox"/> Leaders	iSpring	1	
<input type="checkbox"/> Sales department	iSpring	3	
<input type="checkbox"/> Students	iSpring	4	
<input type="checkbox"/> Teachers	iSpring	2	
<input type="checkbox"/> Top management	iSpring	2	