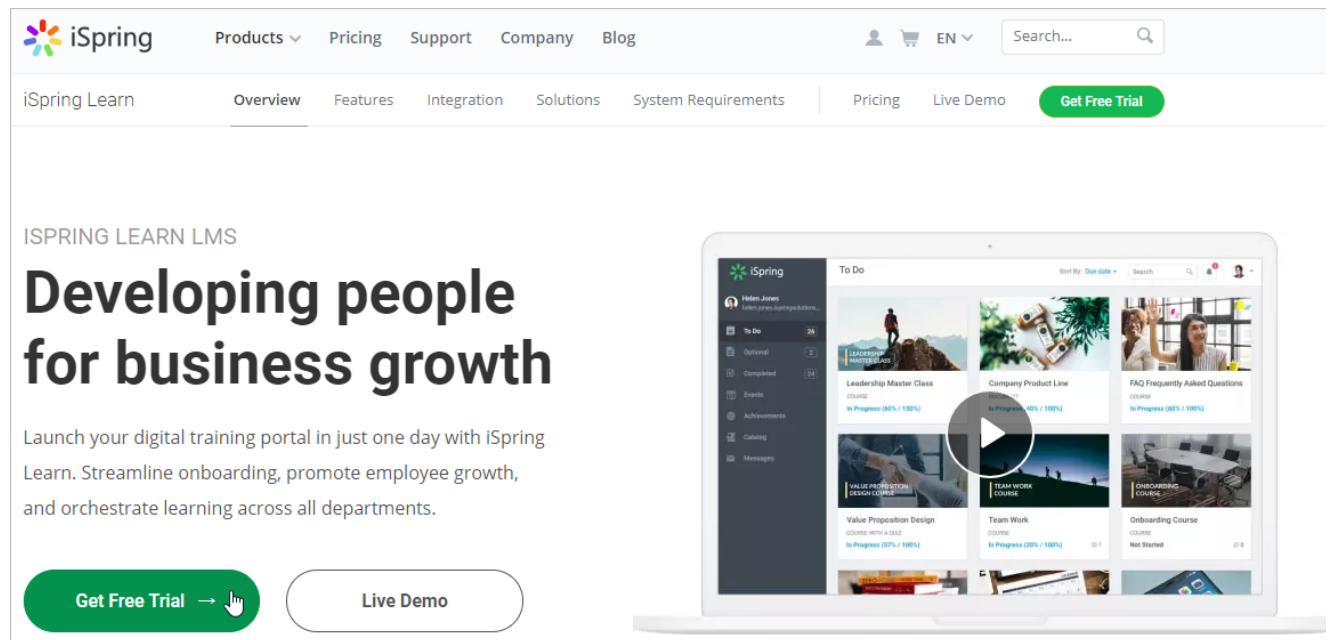


# Try iSpring Learn

To get your iSpring Learn trial account:

1. Click **Get Free Trial** on the [iSpring Learn](#) page.



The screenshot shows the iSpring Learn website. The header includes the iSpring logo, navigation links (Products, Pricing, Support, Company, Blog), a search bar, and a 'Get Free Trial' button. The main content area features the heading 'iSPRING LEARN LMS' and 'Developing people for business growth'. Below this, a paragraph states: 'Launch your digital training portal in just one day with iSpring Learn. Streamline onboarding, promote employee growth, and orchestrate learning across all departments.' A large green 'Get Free Trial' button with a cursor icon is prominently displayed. To the right, a laptop displays the iSpring Learn interface, showing a 'To Do' list with various courses like 'Leadership Master Class', 'Company Product Line', 'FAQ Frequently Asked Questions', 'Value Proposition Design', 'Team Work', and 'Onboarding Course'.

2. Enter your email address and click **Continue**.



iSpring Learn

# Get a free trial of iSpring Learn

Start your free 14-day trial and access all iSpring  
features without spending a cent.

Please enter your details:

 helensmithispring@gmail.com|

Continue



3. Add to the form your name and phone number and click **Start Free Trial**.




iSpring Learn


# Get a free trial of iSpring Learn

Start your free 14-day trial and access all iSpring features without spending a cent.

Please enter your details:

 helensmithispring@gmail.com

 Helen Smith

 +1 800 640 0868

By clicking this button, you confirm that you're agreeing to our [Terms](#), [Privacy Policy](#), and [License Agreement](#).

**Start Free Trial**



4. Right after that, you will see a message saying that your iSpring Learn credentials will be sent to your email address.



iSpring Learn




## Check your inbox!

We've sent login details to

**helensmithispring@gmail.com**

If you didn't get a message from iSpring, try  
checking your spam or junk folder.

5. In the email that arrived to your inbox, click **Confirm your email**.



Hey Helen,

Thank you for your interest in iSpring Learn. It's great to have you here! We hope you and your learners will enjoy using this feature-rich and flexible LMS.

To start using your free trial, please verify your email address:

[Confirm your email →](#)

To help you get started, we'll send you a few quick emails: tips and tricks to get the most out of iSpring Learn, video tutorials, and success stories. We want to make sure that you receive these useful messages, so please take a few seconds to add [customer.care@ispringsolutions.com](mailto:customer.care@ispringsolutions.com) to your contact list.

If you have any questions, we're here to help! Call us at + 1 844-347-7764 or simply reply to this email. We'll get back to you in no time.

Check out what our clients say about us on [Capterra →](#)

---

*Sincerely,*  
*iSpring Customer Care*  
[www.ispringsolutions.com](http://www.ispringsolutions.com)  
+ 1 844-347-7764

6. Now, you can set up your password for the account. After the password is set, click **Continue**.

# Welcome to iSpring Learn

Create a password for your account.

Enter your password

.....|


✓ 6 characters minimum

✓ One uppercase letter

✓ One number

Continue

7. Congrats! Your iSpring Learn account is created and you can start managing it as an administrator.

 iSpring Learn

Dashboard

Courses

Reports

Events

Users

Settings

Messages

Dashboard

0 courses

1 user

1 group

1 login per period

Ready for evaluation

0 answers are ready for evaluation

Full Report

| Course          | User |
|-----------------|------|
| No activity yet |      |

Active Users

last 7 days

Full Report

| User            | Views |
|-----------------|-------|
| No activity yet |       |

Newest Content

uploaded over the last 7 days

| Content         | Date | Author |
|-----------------|------|--------|
| No activity yet |      |        |

Learn how to get begin adding users and content in the [Getting Started with iSpring Learn](#) article. And don't forget to [upgrade](#) until your 14-day trial expires.