



Content Management

This is the most important part of iSpring Cloud. To manage content, click the **Content** tab in the title menu. Now, you can access all files and folders in the repository.

Repository ▾

Search 





Use this page to share files.

Upload









New ▾

☐ 1 item selected

 Download

 Rename

More ▾

<input type="checkbox"/>	 My presentations	—	—
<input checked="" type="checkbox"/>	 Company Story.mp4		<div>Share</div>
<input type="checkbox"/>	 Company Story (1).pptx		0
<input type="checkbox"/>	 Getting Start ... iSpring Cloud.mp4	—	0
<input type="checkbox"/>	 IMG_20160509_194128.jpg		0

PROPERTIES

 Company Story.mp4

Size: 13.88Mb

Updated: 15/08/2016 08:38

Sharing 

☒

https://ispri.ng/zR6N

Password: Disabled

Sharing: Enabled

Download: Enabled

iSpring Cloud allows you to upload documents and media, organize your content into folders, share content by email or in social networks.