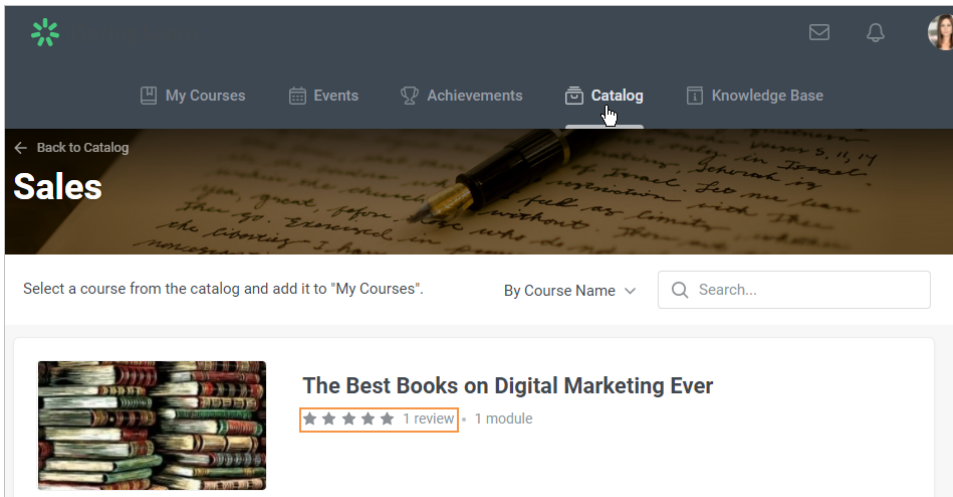


Reviews in the Catalog

Even if a course is not assigned to users, they can view the reviews for it in the [Catalog](#).

1. Go to the **Catalog** section in the user portal and open a category you are interested in. In the thumbnail, you will see an average course rating.



2. Open the course you are interested in and go to the **Reviews** tab. Here you will be able to view all the reviews and rates, as well as an average rating for the course that is calculated as an arithmetical means of all the rates.

[Outline](#)[About Course](#)[Reviews \(2\)](#)[Questions and Responses](#)


Course Rating

4.0

★★★★★

2 reviews


Reviews 2

**Bella Stone**

★★★★★

The books are very outdated.

1 month ago

**Nick Moore**

★★★★★

The course is extremely useful!


1 month ago

3. Feel free to filter courses in a catalog category by their rating. The small black arrow will show in which order courses are organized — ascending or descending.


Select a course from the catalog and add it to "My Courses".

By Rating ^

Search...

**What is Digital Marketing?**

★★★★★ 2 reviews • 1 module

**What is Social Media Marketing?**

★★★★★ 2 reviews • 1 module