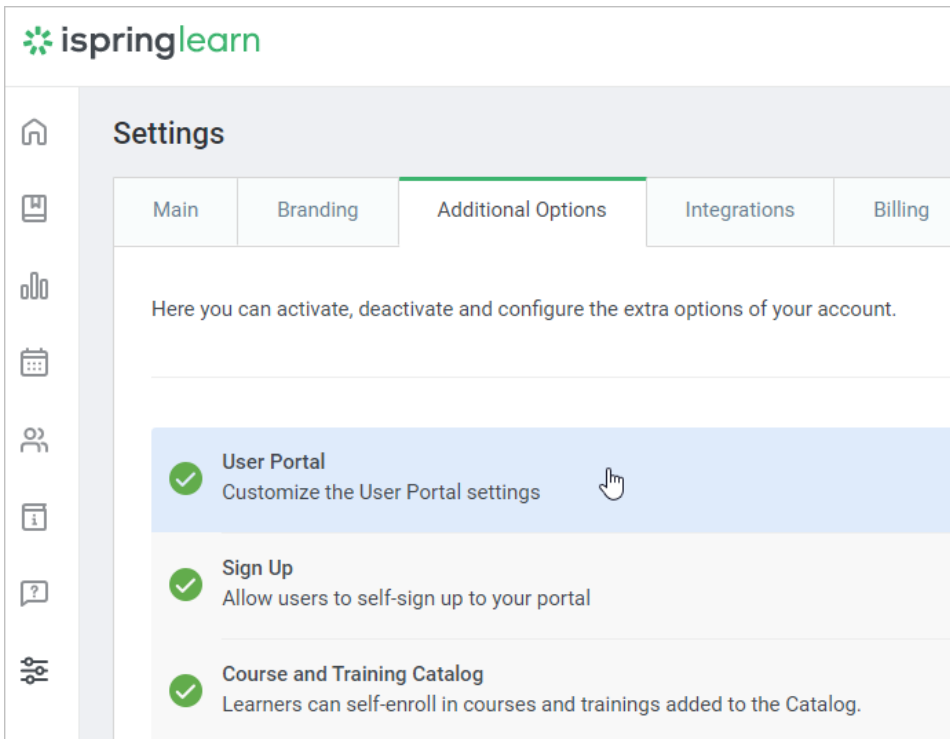


# Enabling Course Questions

AVAILABLE WITH BUSINESS SUBSCRIPTION




To switch on the **Questions and Responses** feature:

1. Go to the **Settings** section, open the **Additional Options** tab and click **User Portal**.



2. On the **User Portal** page, check **Enable Questions and Responses**. Then click **Save**.

← User Portal



Customize the User Portal settings

User Portal

Save

Main Settings

Welcome title:

Welcome to iSpring Academy!

Instruction message:

Choose the content you would like to view.

Sort courses by:

Due Date

☒ Enable history

☒ Enable course reviews

☒ Enable Questions and Responses

☒ Enable private messaging

 By default, the **Questions and Responses** option is enabled in the account.