


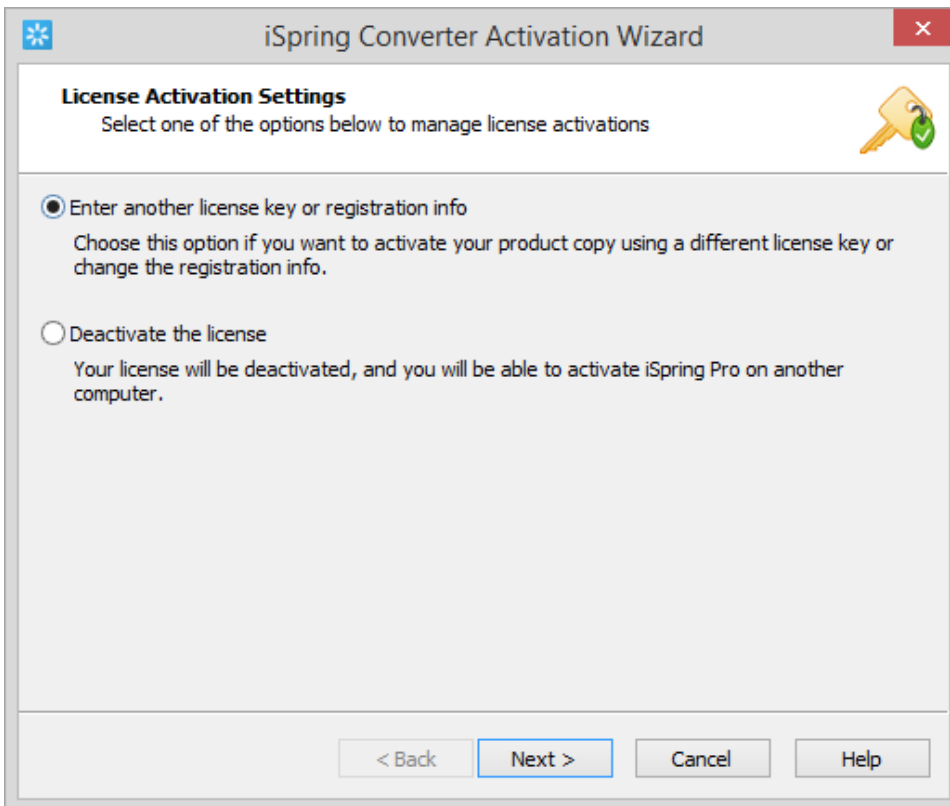
Changing License Key or Registration Info

To enter another license key or change the registration information please perform the following steps:

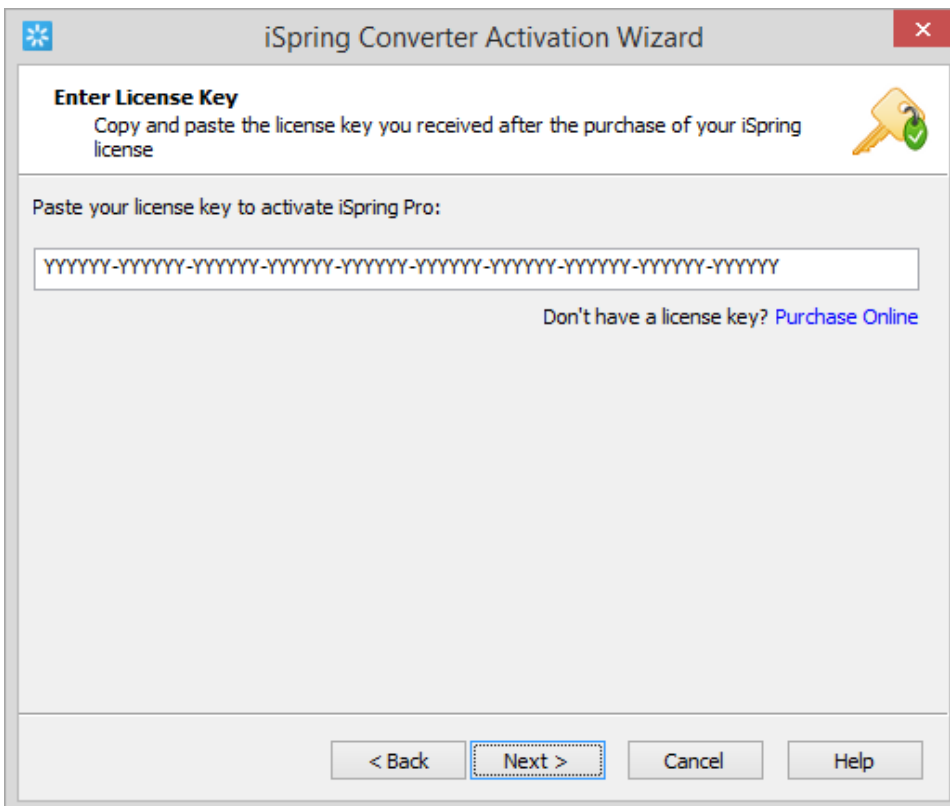
1. Click **About** in the Information section of the iSpring Converter toolbar. Click **Change License key** to run the iSpring Converter Activation Wizard.



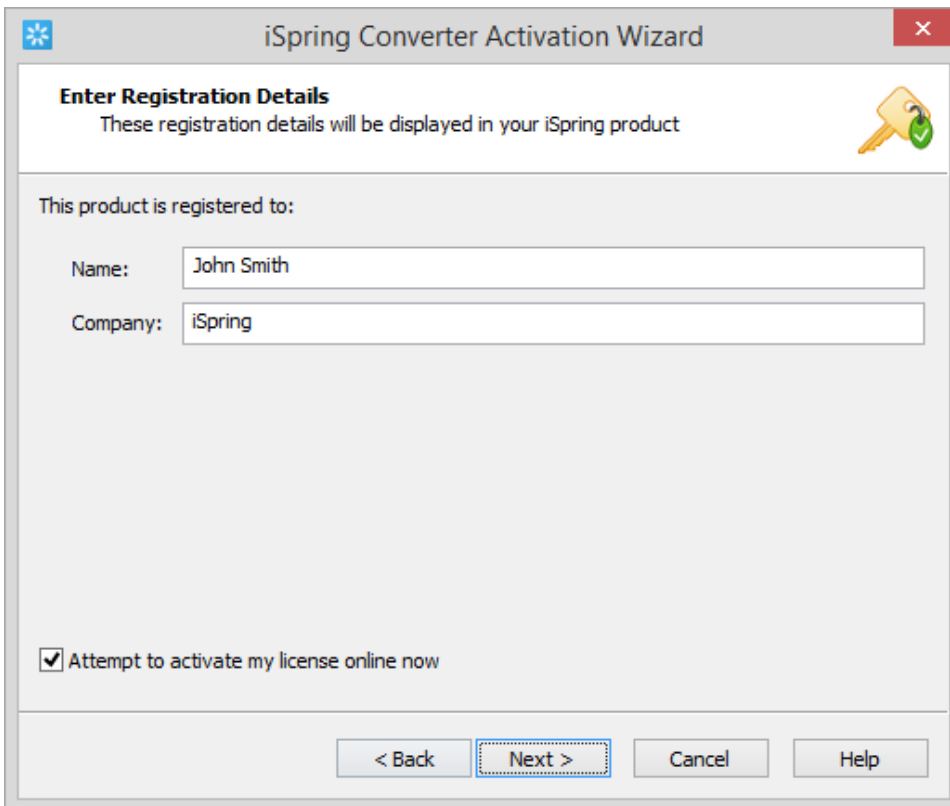
2. Choose **Enter another license key or registration info**. Click **Next**.



3. Enter your new license key and click **Next**.



4. Enter the new name and company name and click **Next**.

The image shows a Windows-style dialog box titled "iSpring Converter Activation Wizard". It has a standard title bar with a minimize button, a maximize button, and a close button. The main content area is divided into sections. The first section is titled "Enter Registration Details" and includes a subtext: "These registration details will be displayed in your iSpring product". To the right of this text is a small icon of a key with a green checkmark. Below this, there is a label "This product is registered to:" followed by two text input fields. The first field is labeled "Name:" and contains the text "John Smith". The second field is labeled "Company:" and contains the text "iSpring". At the bottom of the main content area, there is a checkbox labeled "Attempt to activate my license online now" which is checked. At the very bottom of the dialog, there are four buttons: "< Back", "Next >", "Cancel", and "Help".

iSpring Converter Activation Wizard

Enter Registration Details
These registration details will be displayed in your iSpring product

This product is registered to:

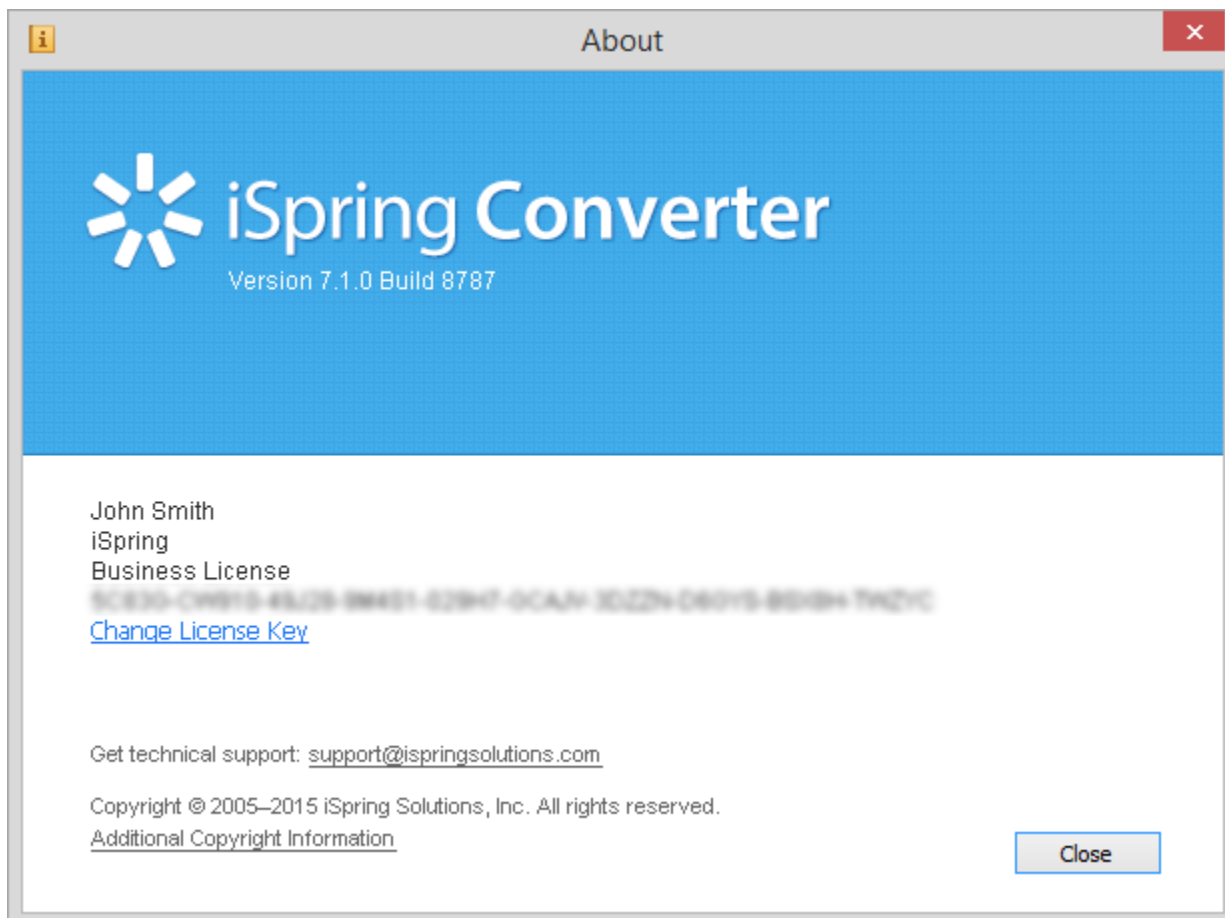
Name: John Smith

Company: iSpring


☒ Attempt to activate my license online now

< Back Next > Cancel Help

After successful activation the new information will be displayed in the **About** window.

The image shows a Windows-style dialog box titled "About". It has a standard title bar with an information icon, a maximize button, and a close button. The main content area has a blue header section with the iSpring Converter logo (a stylized sunburst) and the text "iSpring Converter" in large white font, with "Version 7.1.0 Build 8787" in smaller white font below it. Below the blue header, the registration details are displayed in black text: "John Smith", "iSpring", and "Business License". Below this is a long alphanumeric license key. A blue hyperlink "Change License Key" is provided. At the bottom, there is a line of text: "Get technical support: support@ispringsolutions.com". Below that is the copyright notice: "Copyright © 2005–2015 iSpring Solutions, Inc. All rights reserved." and a link "Additional Copyright Information". A "Close" button is located in the bottom right corner.

About

 **iSpring Converter**
Version 7.1.0 Build 8787

John Smith
iSpring
Business License
5C33A-C9F15-45C28-9B451-02B47-0CA2H-3D22N-06015-B5H5H-TM2YC
[Change License Key](#)

Get technical support: support@ispringsolutions.com

Copyright © 2005–2015 iSpring Solutions, Inc. All rights reserved.
[Additional Copyright Information](#)

Close