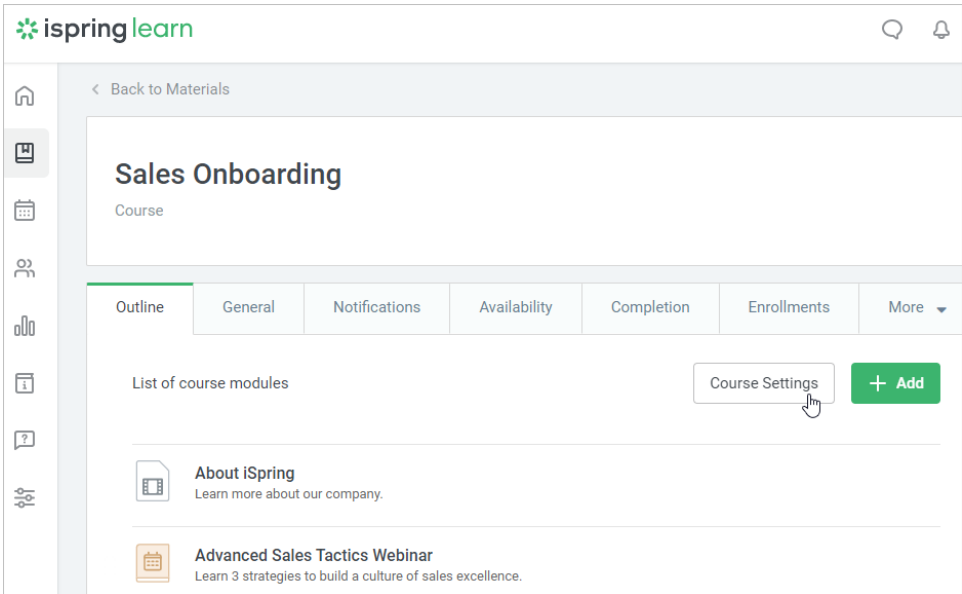


Course Completion Condition

In the **Course completion settings** window, specify when the course is considered to have been passed: when all its materials are completed/passed and all trainings are attended, or just some of them.

By default, all materials added to the course have to be completed in order to complete/pass the course, and all trainings need to have been attended.

- 1. On the course page, open the **Outline** tab and click **Course Settings**.



- 2. In the **Course completion settings** window, choose one of the options in the **Completion condition** menu. Then, click **Save**.

Complete all modules	The course will be considered passed when students complete/pass all materials and attend all trainings included in the course.
Complete selected modules	The course status will become completed/passed as soon as selected materials are completed/passed and all selected trainings are attended.

Course completion settings

Module navigation:

Free

All sections are available for users to take


Completion condition:


Complete selected modules


Modules selected: 4


Select All


Clear All


☒  About iSpring

☒  Advanced Sales Tactics Webinar

☒  Attract New Customers. Boost Your Sales

☐  Company Overview

☐  Sales Calls

☒  Workplace Safety

Course status format:

Complete / Incomplete

The course score is not calculated.

Cancel

Save



Notes:

1. To “complete” viewing a video, users need to view 95% of the clip.
2. Let's say you deleted the last material required to be completed/passed or the last training required to be attended from the course, and [the course status](#) automatically changed to **Completed/Passed**.

The date of the course completion will be the completion date of the last remaining required material or the date that the last required training was attended.