

Activating iSpring QuizMaker License

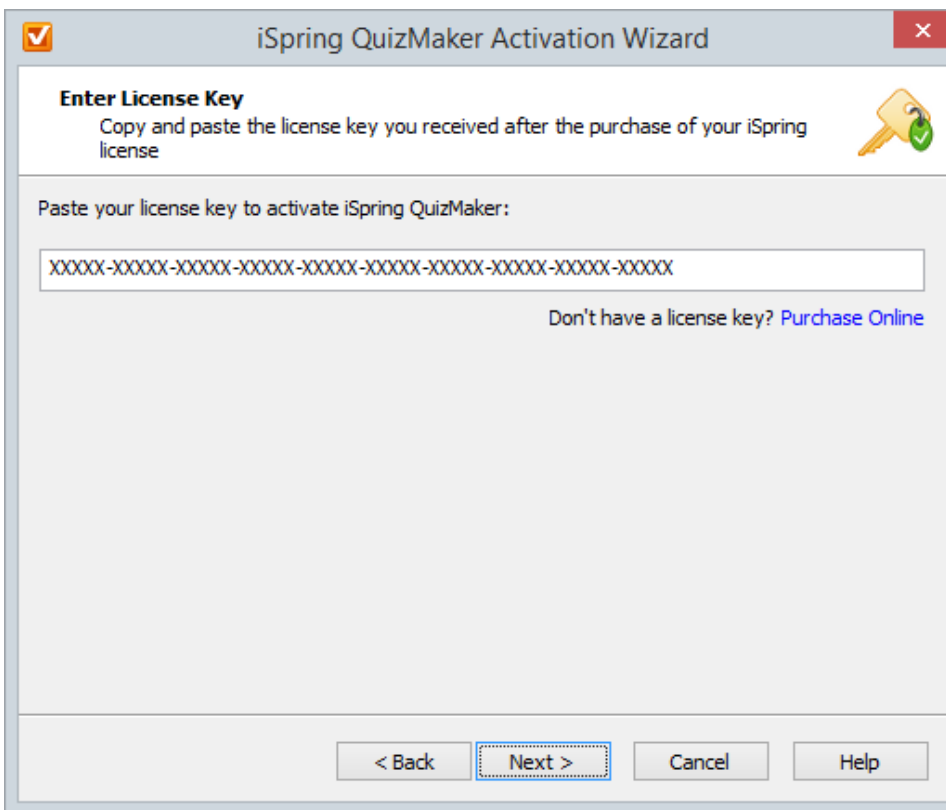
To start using iSpring QuizMaker without the trial period limitations you need to obtain a product license and activate it:

1. In the **Help** tab of the product toolbar click the **Activate** button to launch the iSpring QuizMaker Activation Wizard.



2. If you already have the iSpring QuizMaker license, enter your license key and click **Next** to proceed with entering **Registration Details**.

To purchase the iSpring QuizMaker license, click **Purchase Online**.

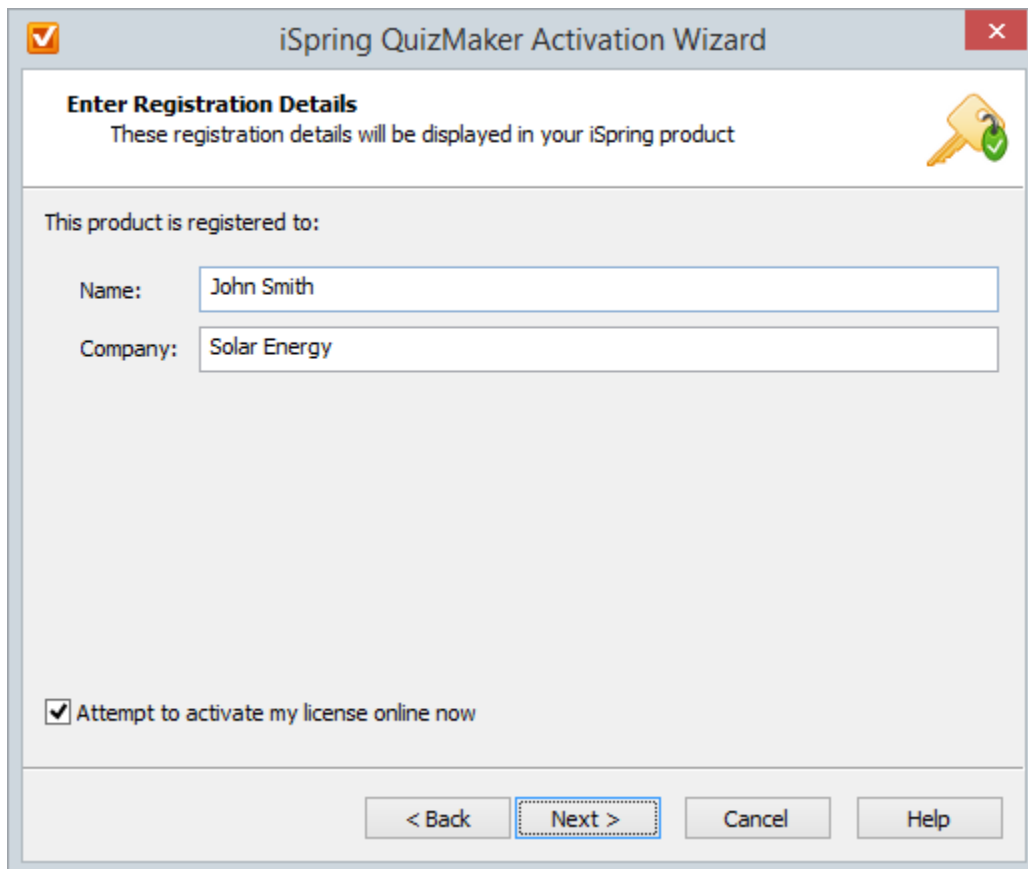


3. At the next step, you can specify the user's name and the company name. This information will be displayed in the **About** window of iSpring QuizMaker.

After you complete steps 1,2,3, you can choose whether to activate your license online or offline.

Online Activation

The fastest way to activate the license is to go through the online activation procedure. To do it, keep the **Attempt to activate my license online now** option checked and click **Next**. Online activation requires an active Internet connection. It usually takes just a few seconds to complete the online activation process.



The screenshot shows the 'Enter Registration Details' step of the iSpring QuizMaker Activation Wizard. The window has a title bar with a checkmark icon and a close button. The main content area has a header with the title and a subtitle, followed by a key icon. Below this, there's a section for registration details with two text input fields. At the bottom, there's a checkbox and a set of navigation buttons.

Enter Registration Details
These registration details will be displayed in your iSpring product

This product is registered to:

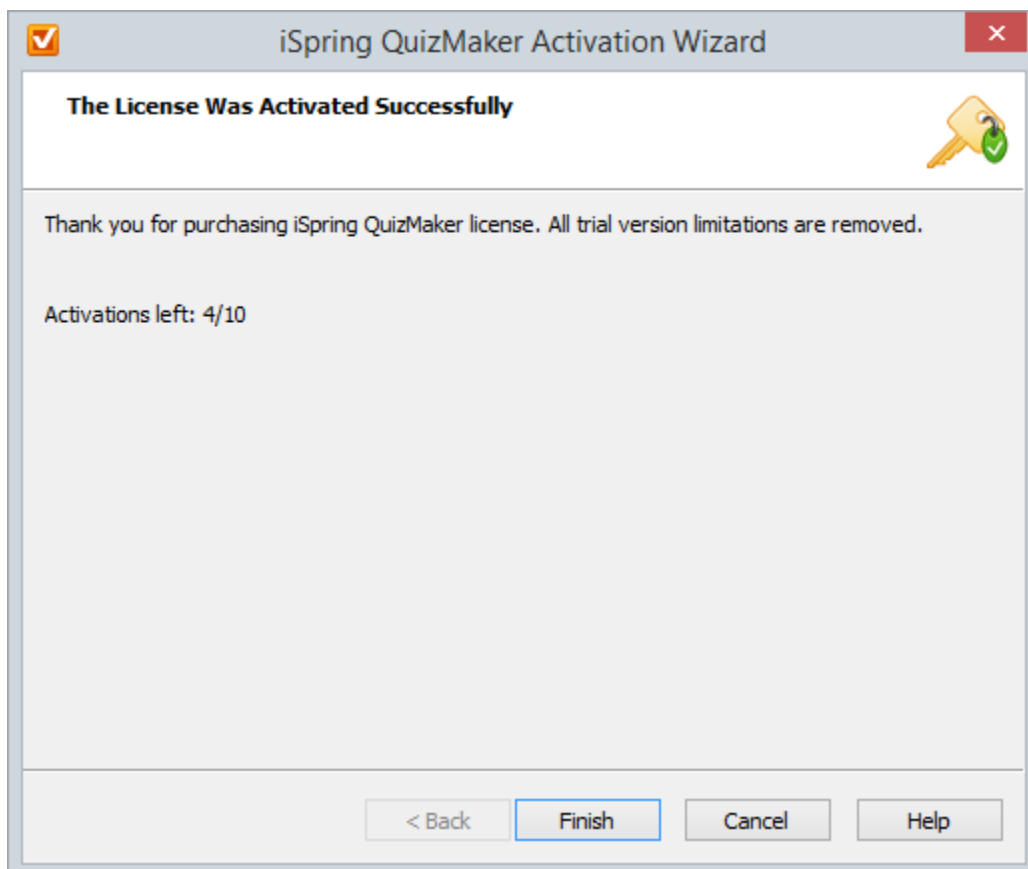
Name:

Company:

☒ Attempt to activate my license online now

< Back Next > Cancel Help

After successful activation, you will see the number of remaining activations and the total amount of the allowed activations for your license.



The screenshot shows the 'The License Was Activated Successfully' step of the iSpring QuizMaker Activation Wizard. The window has a title bar with a checkmark icon and a close button. The main content area has a header with the title and a key icon. Below this, there's a message and the activation status. At the bottom, there's a set of navigation buttons.

The License Was Activated Successfully

Thank you for purchasing iSpring QuizMaker license. All trial version limitations are removed.

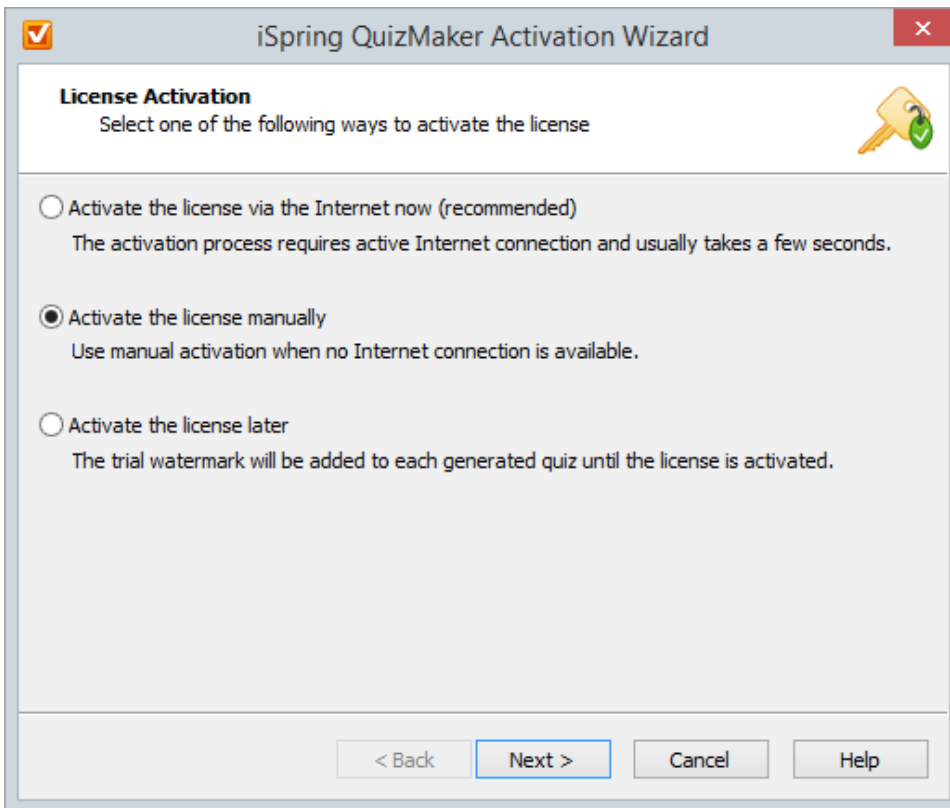
Activations left: 4/10

< Back Finish Cancel Help

Manual Offline Activation

To perform offline activation:


1. Clear the **Attempt to activate my license online now** checkbox, enter your registration information and click **Next**.
2. Choose **Activate the license manually** and click **Next**.



3. Send a license activation request with your License request code and License key via email to the Support Team. After you receive a License activation code from the iSpring Support Team, paste it into the corresponding field and click **Next**. Manual activation requests are usually processed within one business day.

iSpring QuizMaker Activation Wizard

Manual License Activation



Step 1

To activate your license manually you need to send the license request code and your license key to iSpring Support Team.

License request code:

FAP8kGDLvs0qg6o2/Yx9c3zn3f0=

License key:

XXXXX-XXXXX-XXXXX-XXXXX-XXXXX-XXXXX-XXXXX-XXXXX

Send via email...

Step 2

Please enter the license activation code you received from iSpring Support Team and click Next.

License activation code:

< Back

Next >

Cancel

Help

Activation process should be complete within 3 days after you entered the license key. If the license is not activated within this period, an evaluation watermark will be added to your quizzes.

The license activation binds the product to a given computer and its operating system. As the number of the allowed activations is limited, you should [deactivate a previously activated license](#) in case you want to reinstall the operating system or activate the license on another computer. This way you will not lose your activations.