

Account Name and URL

In this section, you can set up any name and URL for your iSpring Learn account.

- [Changing Account Name](#)
- [Changing Account URL](#)
- [Domain Aliasing](#)

Changing Account Name

The Account Name is used to identify your iSpring Learn account and will be displayed in the email notifications.

1. To change it, enter a new name in the **Account Name** field.
2. Click the **Save** button.

The screenshot shows the 'Settings' page of the iSpring Learn account. The 'Main' tab is selected. The page has a header with a notification bell icon (4 notifications) and a user profile icon. Below the header is a navigation bar with tabs: 'Main', 'Branding', 'Additional Options', 'Integrations', and 'Billing'. The main content area contains a green 'Save' button and a section titled 'Account Name'. This section includes a text box for the 'Account Name' (currently 'iSpring Academy') and a text box for the 'Account URL' (currently 'academy'). A note states: 'Changing your Account URL will require all the publishers to change their publish settings in iSpring products. It will automatically replace the iSpring Learn publishers login URL. Your content items will be preserved, but their links will be changed according to your new Account URL.' Below the URL field, it says 'To add a domain alias, please [contact iSpring Learn Tech Support](#)'.

Settings

Use this page to change the name and URL of your account and other settings. **Save**

Account Name

Changing your Account URL will require all the publishers to change their publish settings in iSpring products. It will automatically replace the iSpring Learn publishers login URL. Your content items will be preserved, but their links will be changed according to your new Account URL.

Account Name:

The account name is used to identify your iSpring Learn account.




Account URL: .ispringlearn.com

To add a domain alias, please [contact iSpring Learn Tech Support](#)

Changing Account URL

You can change the first part of the URL to your company name or whatever you like. Here's how to do it:

1. In the **Account URL** field, type a new URL for your account.
You can use the following characters: Latin letters (A-Z, a-z), digits (0-9) and dashes (—).
2. Click the **Save** button.

Settings




Main
Branding
Additional Options
Integrations
Billing

Use this page to change the name and URL of your account and other settings.

Save

Account Name

Changing your Account URL will require all the publishers to change their publish settings in iSpring products. It will automatically replace the iSpring Learn publishers login URL. Your content items will be preserved, but their links will be changed according to your new Account URL.



Account Name:

The account name is used to identify your iSpring Learn account.

Account URL: .ispringlearn.com

To add a domain alias, please [contact iSpring Learn Tech Support](#)

- You will see a notification that your account URL has been changed. A few seconds later, you will be automatically redirected to the new URL, where you will have to log in again.
- All account users will be automatically notified about the URL change. If you don't want them to receive email alerts, uncheck **Notify all users about changes**.

Settings



Main
Branding
Additional Options
Integrations
Billing

Use this page to change the name and URL of your account and other settings.

Save

Account Name

Changing your Account URL will require all the publishers to change their publish settings in iSpring products. It will automatically replace the iSpring Learn publishers login URL. Your content items will be preserved, but their links will be changed according to your new Account URL.

Account Name:

The account name is used to identify your iSpring Learn account.

Account URL: .ispringlearn.com

☒ Notify all users about changes

To add a domain alias, please [contact iSpring Learn Tech Support](#)



Changing the account URL will require changing publishing settings in iSpring Suite. You need to change the old address to a new one. All information in the account will be kept but all course URLs will be changed.

Domain Aliasing

If you want to use an extra domain name for your iSpring Learn account, contact [iSpring Support Department](#).