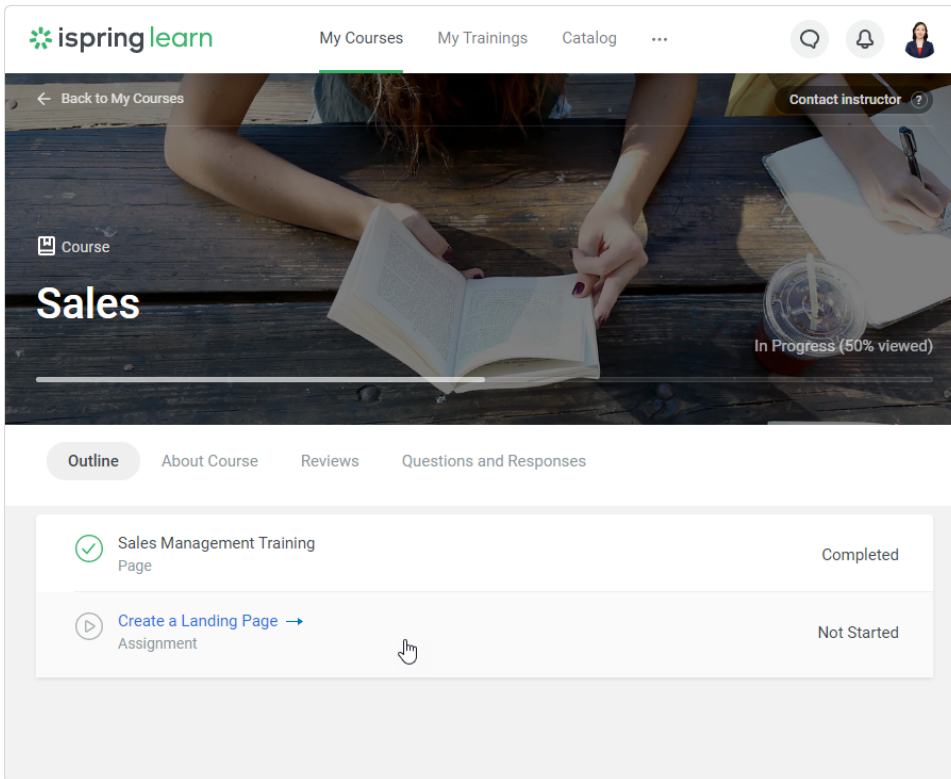






Submitting Assignment


To do and submit an assignment:

1. Open the course and click on an assignment to do.



2. Read through the assignment description, download the attached files if there are any.
As soon as the assignment is done, users send it to the instructor to get verified. To do this, students write their answers, attach files if there are any, and click **Post**.

 [My Courses](#) [My Trainings](#) [Catalog](#) [News](#) [...](#)   


 Assignment

Create a Landing Page

Instructions



You need to set up a fully-functional landing page for any product or service you like.

Answer




Hi! I've sent the archive to your email. Please let me know if I need to make some improvements to the project.

Uploaded files: 1 (maximum 10)

 Example.jpg 

Post

 Attach Files

**Note:**

1. The file attached to the completed assignment shouldn't exceed 500 MB.
2. Before the assignment is verified and graded, learners can edit it and send a new version for review.