





Editing Slide Titles

Titles of slides are shown in the Outline tab of the Universal player. By default, titles are taken from PowerPoint slide titles of the presentation. To change a slide title, click it and type a new one. The new titles will be displayed in your presentation navigation. They can differ from PowerPoint slide titles.


 Save & Close


 Hide Slide

 Promote Demote

 On-Click Auto

Slide Duration: 00:05:00

 Branching

 Lock

Presenter: None

Layout: No Change

Save










Display Slides

Nesting Level

Advance Slide

Navigation

Presenter and Layout

#	Title	Advance	Branching	Lock	Presenter	Layout	Object
1	<div>PowerPoint to Flash Excellence</div>	 	5.0s	Default		No Change	<div><div>+ Quiz</div><div>+ Interaction</div></div>
2	<div>Animations: Entrance Effects</div>	 	6.5s	Default		No Change	<div><div>+ Quiz</div><div>+ Interaction</div></div>
3	<div>Animations: Exit Effects</div>	 	7.3s	Default		No Change	<div><div>+ Quiz</div><div>+ Interaction</div></div>

Click to edit the title or press F2