





Submitting Assignment

To do and submit an assignment:


1. Open the course and click on an assignment to do.

Introduction
Learn basics of vector art
[4 content items](#) ^

	First Steps in Vector Graphics Find what vector images are used for. <small>WORD DOCUMENT</small>	Completed
	Top 5 Web Design Tools You Should Know <small>WEBLINK</small>	Completed
	Vector Graphics in 3 Minutes <small>WEBLINK</small>	Completed
	Make a vector illustration for a landing page <small>ASSIGNMENT</small>	


2. Read through the assignment description, download the attached files if there are any.
As soon as the assignment is done, users send it to the administrator to get verified. To do this, students write their answers in the **New Attempt** box, attach files if there are any, and click **Post**.

New Attempt



Hello! Please see my illustration attached.

Uploaded files: 1 (maximum 10)

 Vector Illustration.png ×

Post + Attach Files



Note:

1. The file attached to the completed assignment shouldn't exceed 500 MB.
2. Before the assignment is verified and graded, learners can edit it and send a new version for review.