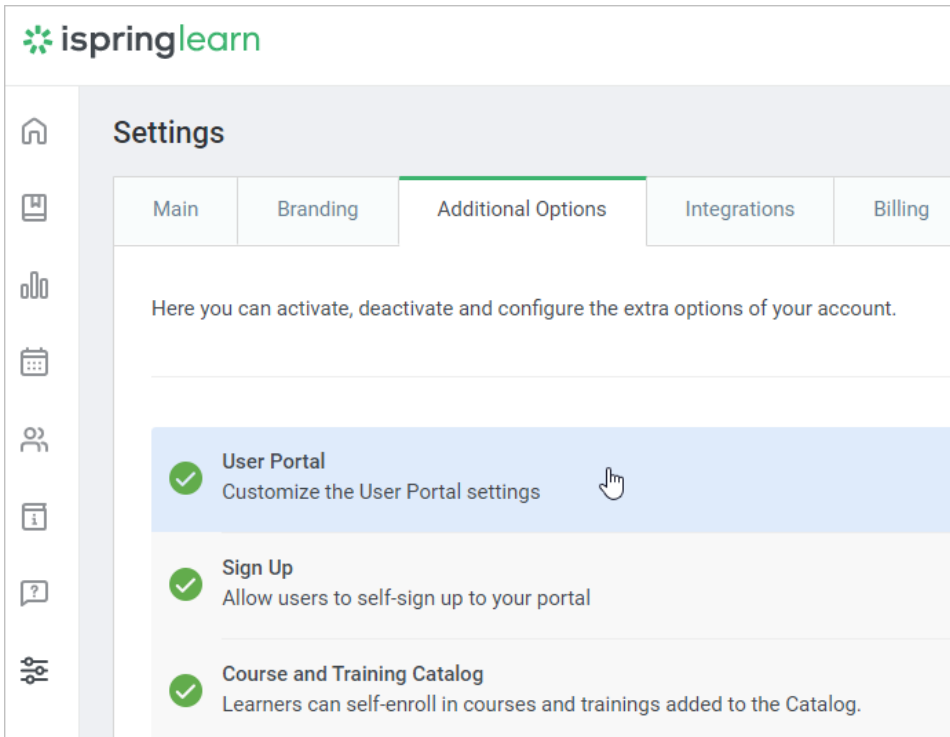


Enabling Course Questions

To switch on the **Questions and Responses** feature:




1. Go to the **Settings** section, open the **Additional Options** tab and click **User Portal**.



The screenshot shows the ispringlearn Settings interface. The 'Additional Options' tab is selected, displaying a list of features that are all enabled (indicated by green checkmarks). The 'User Portal' option is highlighted with a blue background and a mouse cursor, indicating it is the next step in the process.

Feature	Status	Description
User Portal	Enabled	Customize the User Portal settings
Sign Up	Enabled	Allow users to self-sign up to your portal
Course and Training Catalog	Enabled	Learners can self-enroll in courses and trainings added to the Catalog.

2. On the **User Portal** page, check **Enable Questions and Responses**. Then click **Save**.

← User Portal   

Customize the User Portal settings User Portal Save

Main Settings

Welcome title:

Instruction message:

Sort courses by: ▼

- Enable history
- Enable course reviews
- Enable Questions and Responses**
- Enable private messaging

 By default, the **Questions and Responses** option is enabled in the account.