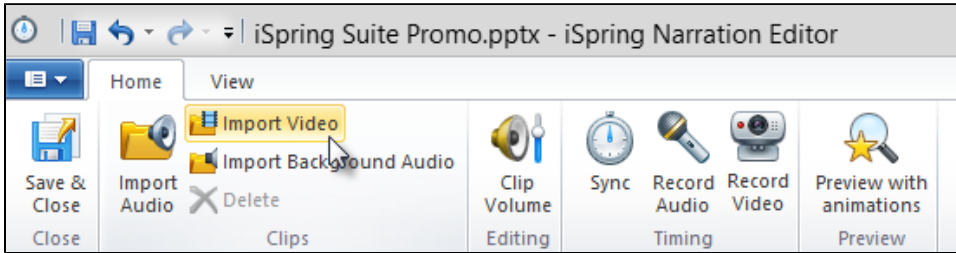


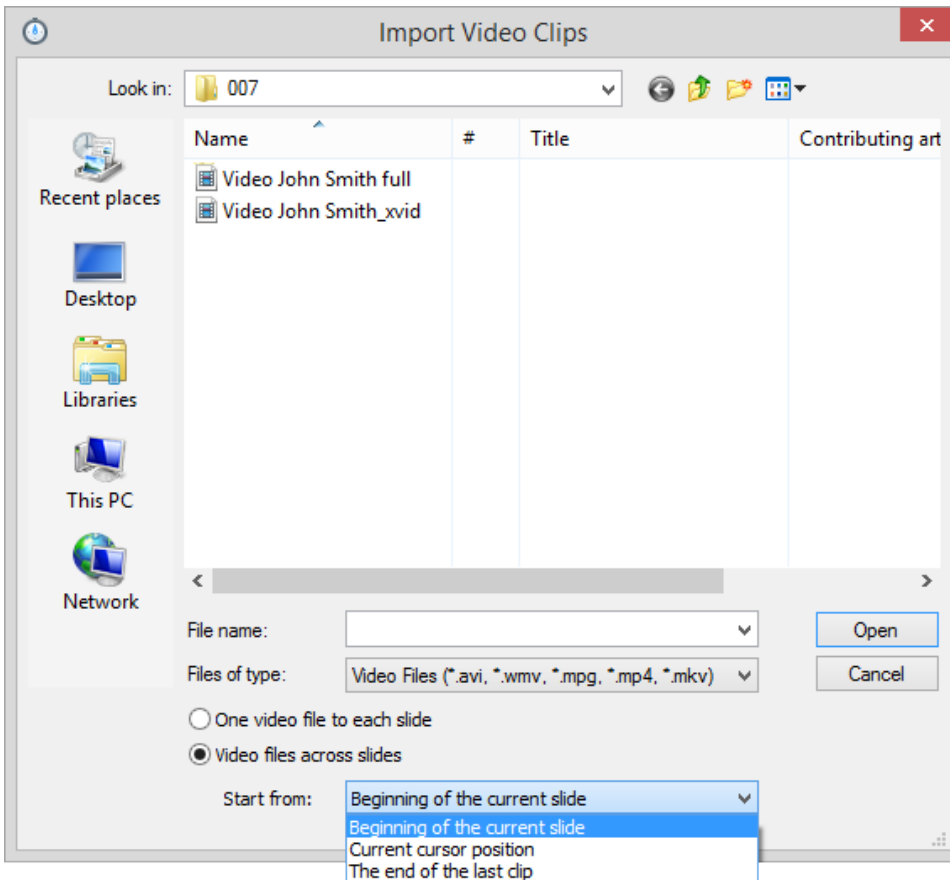
Importing video across slides

To import video files across slides:

1. Click the **Import Video** button to launch the Import Video Clips window.



2. Navigate to the desired video file, select it.
3. Choose where you want to insert the video clip:
 - In the beginning of the current slide
 - At cursor position
 - After existing clips



4. Click **Open** to import the file
or
click **Cancel** to exit without importing the file.


The selected clip will be added to the timeline.

1:00 2:00 3:00 4:00 5:00 6:00 7:00 8:00

Slides

1. Comparative analysis... 2. 3. Customer Engagement Areas: 4. 5. i

Video



Video John Smith full (3).avi

< III >