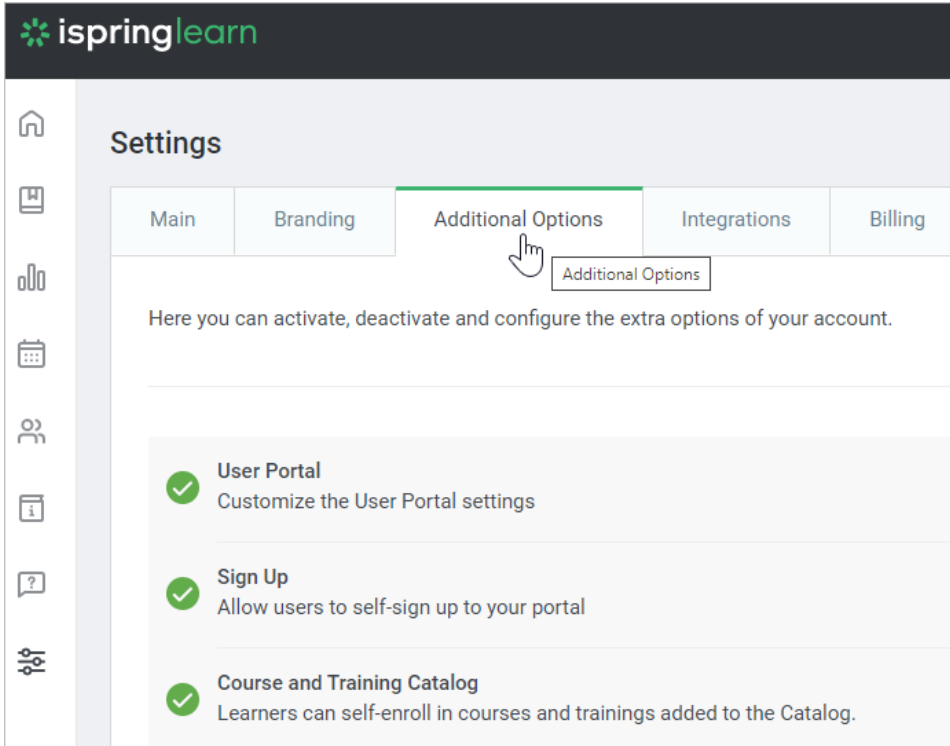


Languages

If your students or employees live in different countries and speak different languages, select a language version of your user portal. Currently, iSpring Learn includes 15 languages: English, Russian, Ukrainian, German, French, Portuguese, Spanish, Italian, Dutch, Finnish, Chinese, Japanese, Indonesian, Norwegian, and Mongolian.

To start managing languages in your iSpring Learn account:

1. Open the **Settings** menu and click the **Additional Options** tab.



2. Next, select **Languages**.



Learn how to:

- [Set up a language version for a department](#)
- [Select a default language version](#)
- [View a language version](#)









Selecting a Language for a Department

To choose the language version of the User Portal for a specific department:

1. Click the pen icon next to the language version.

← Languages 🔔⁷ 👤

On this page, you can choose the language of the User Portal for particular departments.

Main Language...	Title	Department
<input type="radio"/>	Russian	 
<input checked="" type="radio"/>	English	   
<input type="radio"/>	Spanish	 

2. In the **Edit Language** window, select a department or multiple departments that will see the User Portal in the selected language.

Edit Language ✕

Language: English

This language will be applied to the following departments:

— Select department — ^

Search... 🔍

- v My Company
 - > Head Office 👤
 - > New York Branch Office


3. Click **Save**.

Edit Language ✕

Language: English

This language will be applied to the following departments:


- Head Office ✕
- New York Branch Office ✕
- Select department — ▾

Save  **Cancel**








Choosing Default Language

The default language version is displayed to all users unless a different language is selected for their department. The primary default language version is English.

You can select the default language in the **Main Language** column.

← Languages 🔔⁷ 

On this page, you can choose the language of the User Portal for particular departments.










Main Language...	Title	Department
<input type="radio"/>	Russian	 
<input checked="" type="radio"/> 	English	 
<input type="radio"/>	Spanish	 

Previewing Languages

You can easily preview the language version by clicking on the **Preview** icon.

← Languages ✉ 🔔 👤 ▾

On this page, you can choose the language of the User Portal for particular departments.

Main Language	Title	Department	
<input type="radio"/>	Russian		 
<input type="radio"/>	English		 
<input checked="" type="radio"/>	Spanish		  
<input type="radio"/>	Chinese		 

The selected version of the User Portal will be opened in a new tab.

Welcome to iSpring Academy!



Choose the content you would like to view.

Lista de tareas

Búsqueda



Sales Onboarding

CURSO

En Proceso (80 % visto)

Also, users can select a language version for their personal accounts on their own in the [User Profile](#) section of the User Portal.