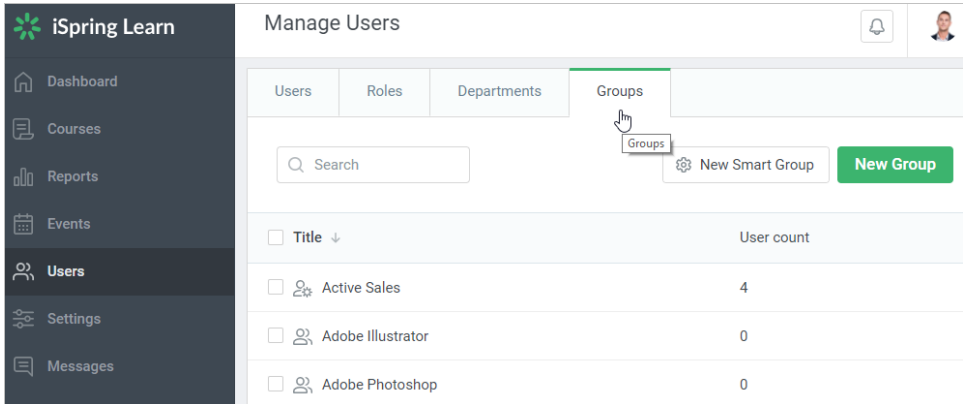


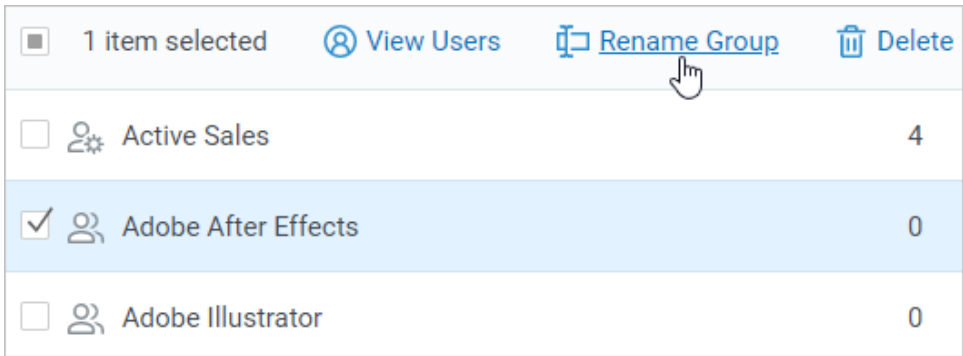
Editing Group Name

To edit a group name:

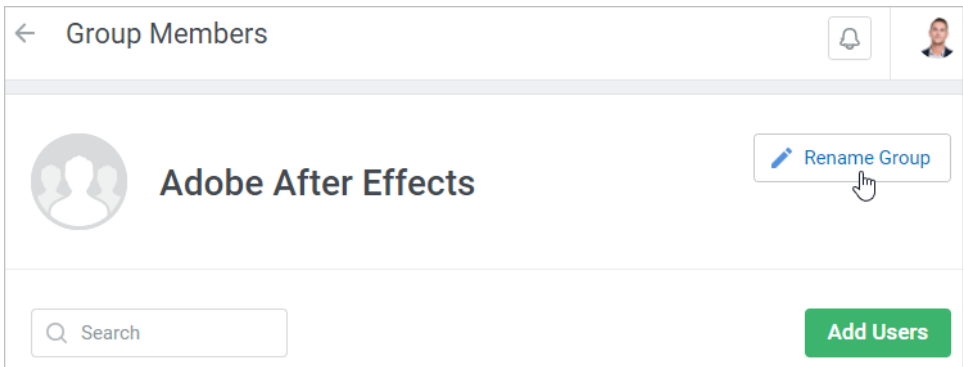
1. Open the **Users** section, then go to the **Groups** tab.



2. Select the group and click **Rename Group** in the upper menu.



Or, just click on the group name and then hit the **Rename Group** button.



3. In the **Rename group** window, enter the new title and click **Rename**.

Rename group ×

Name:

4. The group name will be updated.

<input type="checkbox"/> Title ↓	User count
<input type="checkbox"/> Active Sales	4
<input type="checkbox"/> Adobe After Effects for Beginners	0
<input type="checkbox"/> Adobe Illustrator	0
<input type="checkbox"/> Adobe Photoshop	0