
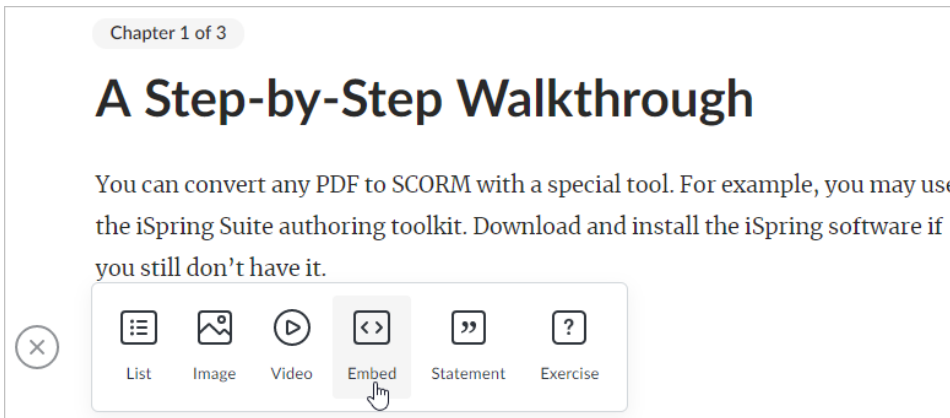


# Embed Code

The second way to add a video to an article is by inserting an embed code.








1. Copy the embed video code on YouTube or another portal, then, click , and choose **Embed**.



Chapter 1 of 3

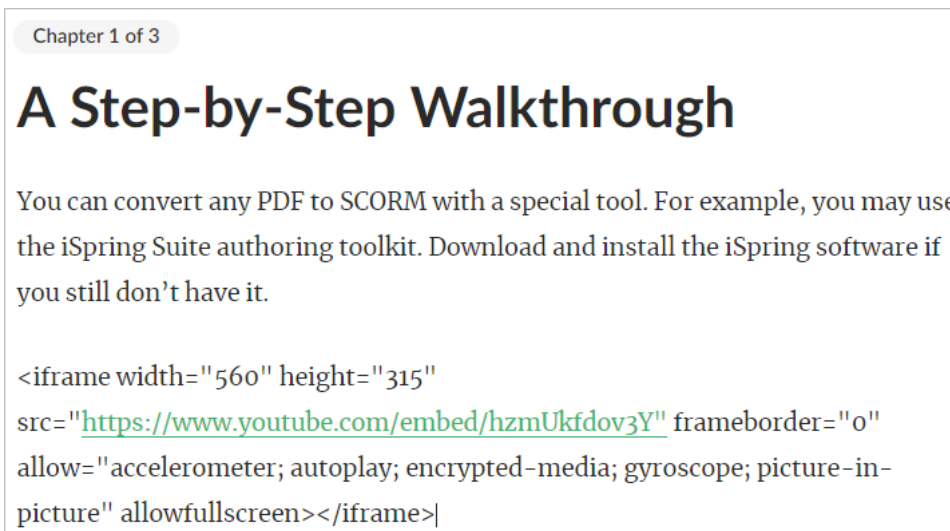
## A Step-by-Step Walkthrough

You can convert any PDF to SCORM with a special tool. For example, you may use the iSpring Suite authoring toolkit. Download and install the iSpring software if you still don't have it.

List Image Video **Embed** Statement Exercise

2. Next, insert an embed link or iframe code and press **Enter** on the keyboard.



Chapter 1 of 3

## A Step-by-Step Walkthrough


You can convert any PDF to SCORM with a special tool. For example, you may use the iSpring Suite authoring toolkit. Download and install the iSpring software if you still don't have it.

```
<iframe width="560" height="315"
src="https://www.youtube.com/embed/hzmUkfdov3Y" frameborder="0"
allow="accelerometer; autoplay; encrypted-media; gyroscope; picture-in-
picture" allowfullscreen></iframe>
```

3. The clip will be added to the page.

## A Step-by-Step Walkthrough

You can convert any PDF to SCORM with a special tool. For example, you may use the iSpring Suite authoring toolkit. Download and install the iSpring software if you still don't have it.



4. Change the video size and position in respect to the text and other elements of the article. Just click on the clip and choose the way it will be displayed on the page,

# A Step-by-Step Walkthrough

You can convert any PDF to SCORM with a special tool. For example, you may use the iSpring Suite authoring toolkit. Download and install the iSpring software if you still don't have it.

Text align



Add a caption (optional)

5. Optionally, you can write a caption for the video. To do this, click below the clip and enter the text.

