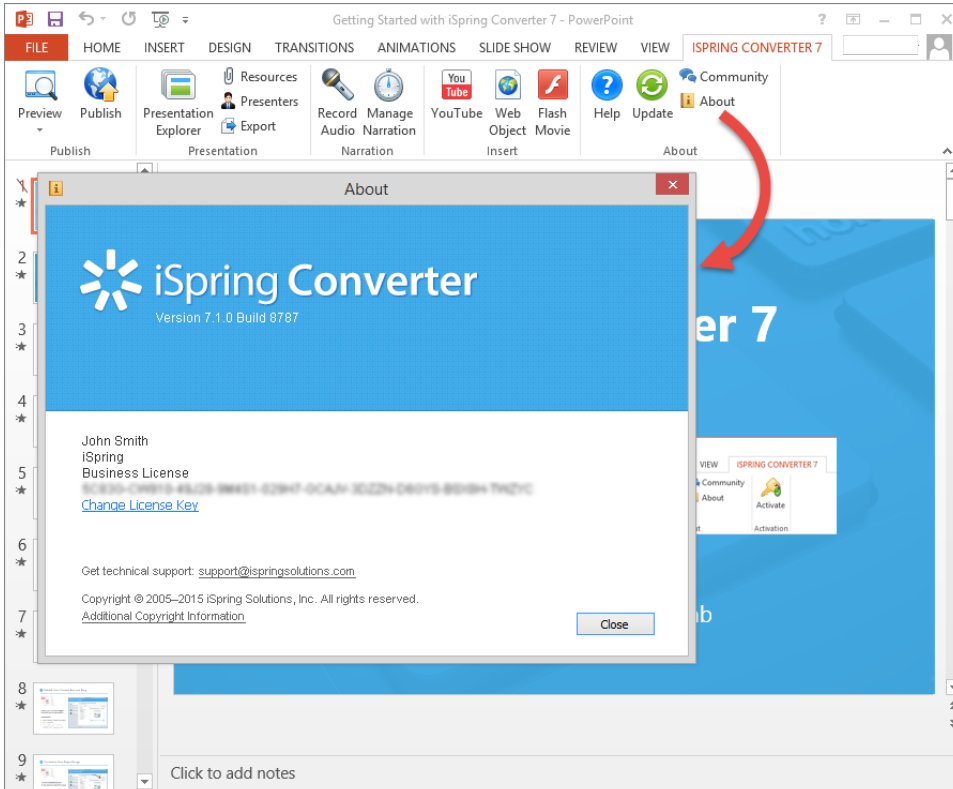


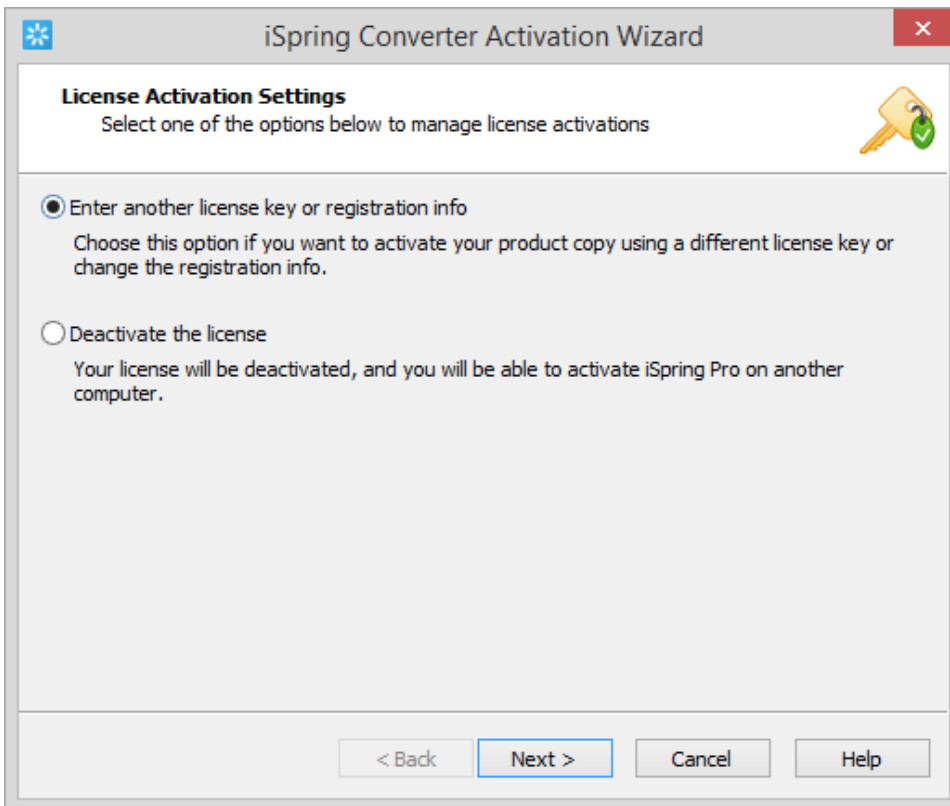
Changing License Key or Registration Info

To enter another license key or change the registration information please perform the following steps:

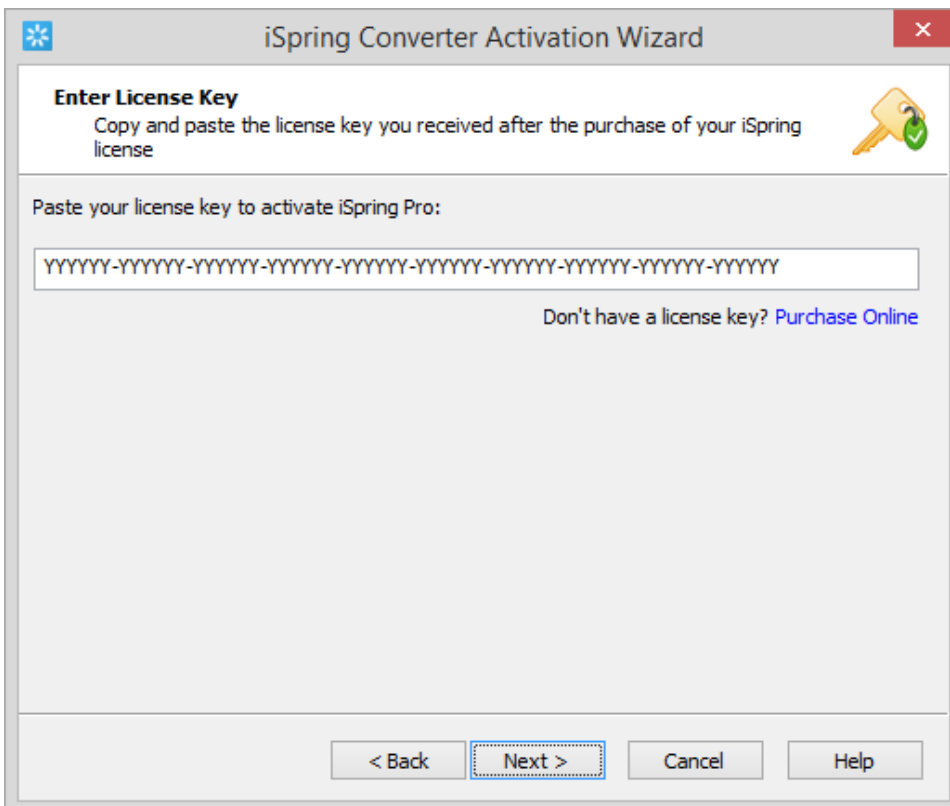
1. Click **About** in the Information section of the iSpring Converter toolbar. Click **Change License key** to run the iSpring Converter Activation Wizard.



2. Choose **Enter another license key or registration info**. Click **Next**.



3. Enter your new license key and click **Next**.



4. Enter the new name and company name and click **Next**.

iSpring Converter Activation Wizard

Enter Registration Details
These registration details will be displayed in your iSpring product

This product is registered to:

Name:


Company:

Attempt to activate my license online now

< Back Next > Cancel Help

After successful activation the new information will be displayed in the **About** window.

About

 **iSpring Converter**
Version 7.1.0 Build 8787

John Smith
iSpring
Business License
5C33D-C9E1S-4SL2S-8M4E1-C2B4T-0CAJN-3DZ2N-0E01S-8S18N-7K21C
[Change License Key](#)

Get technical support: support@ispringsolutions.com

Copyright © 2005–2015 iSpring Solutions, Inc. All rights reserved.
[Additional Copyright Information](#)

Close