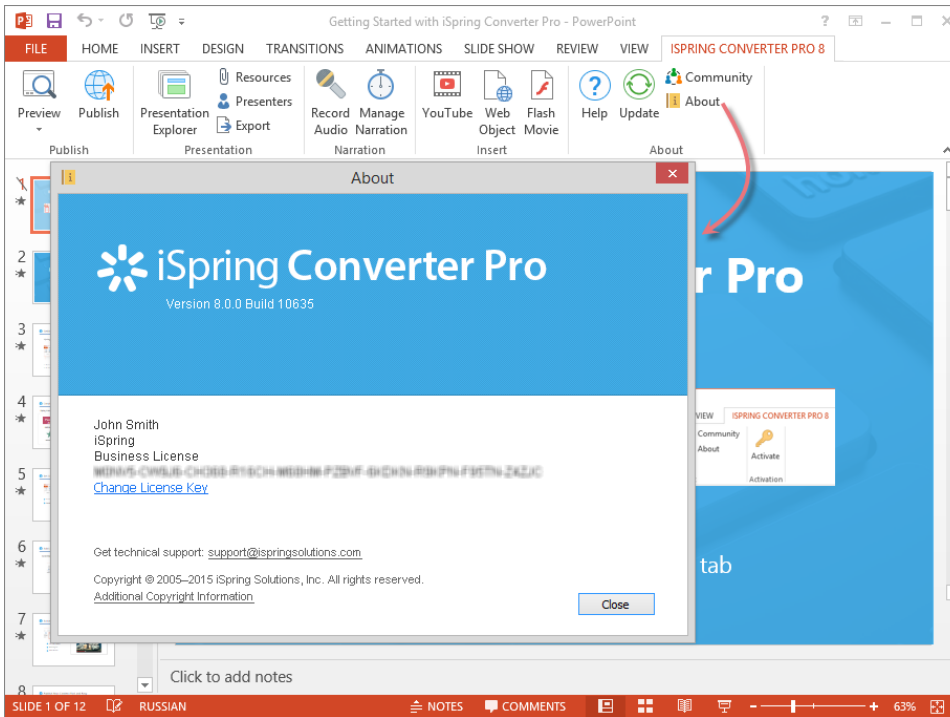


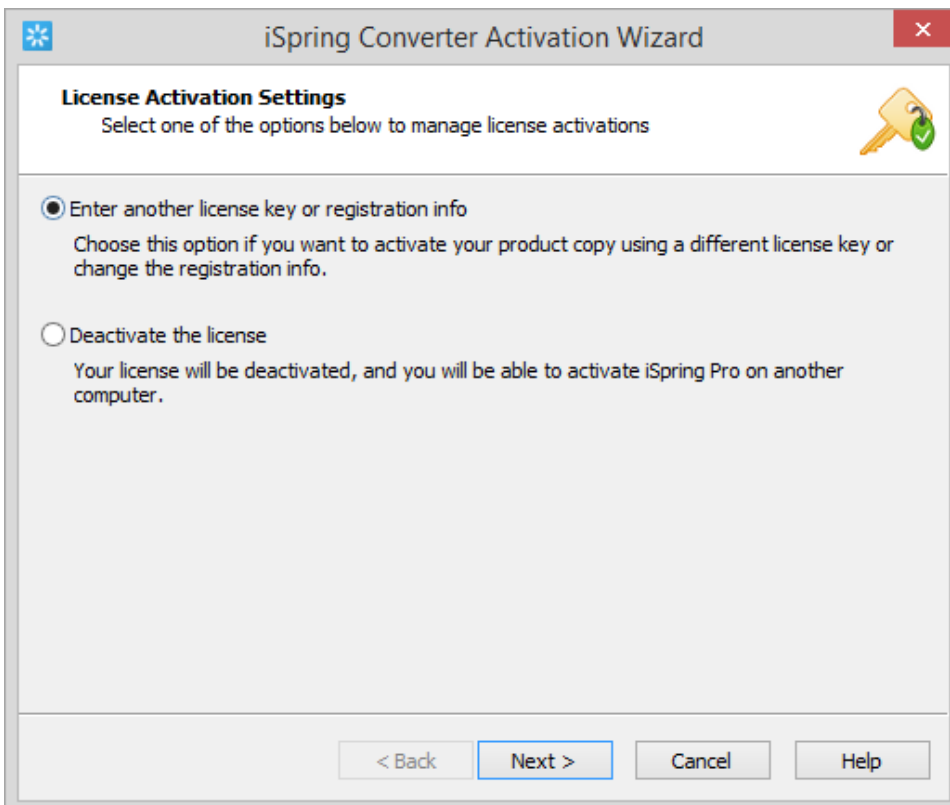
Changing License Key or Registration Info

To enter another license key or change the registration information please perform the following steps:

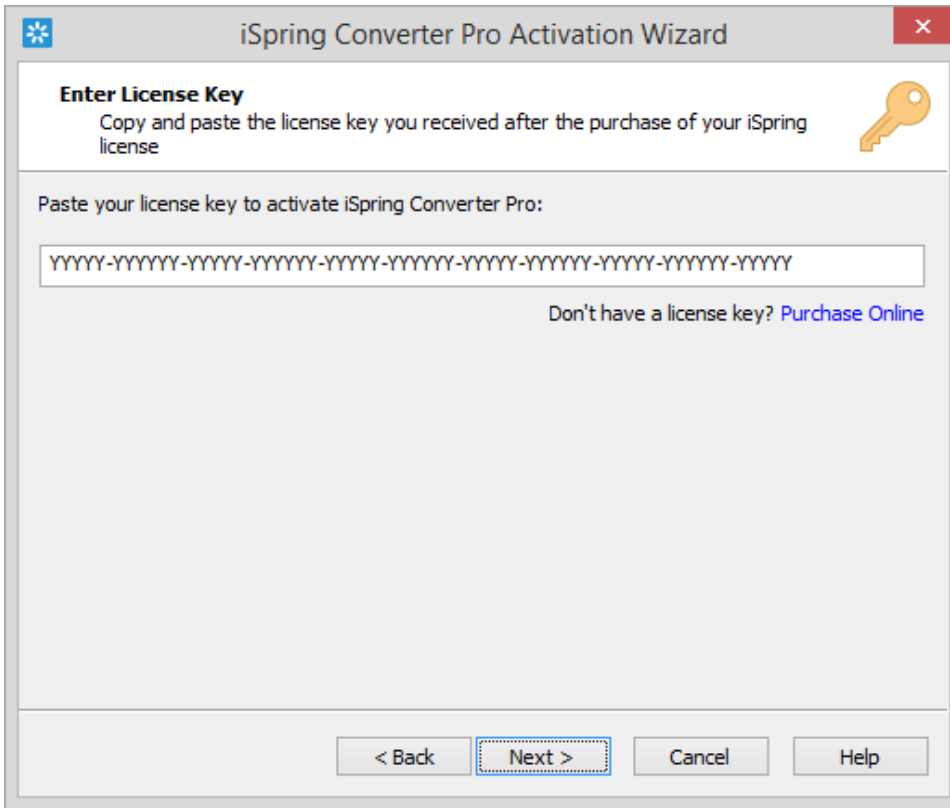
1. Click **About** in the Information section of the iSpring Converter Pro toolbar. Click **Change License key** to run the iSpring Converter Pro Activation Wizard.



2. Choose **Enter another license key or registration info**. Click **Next**.

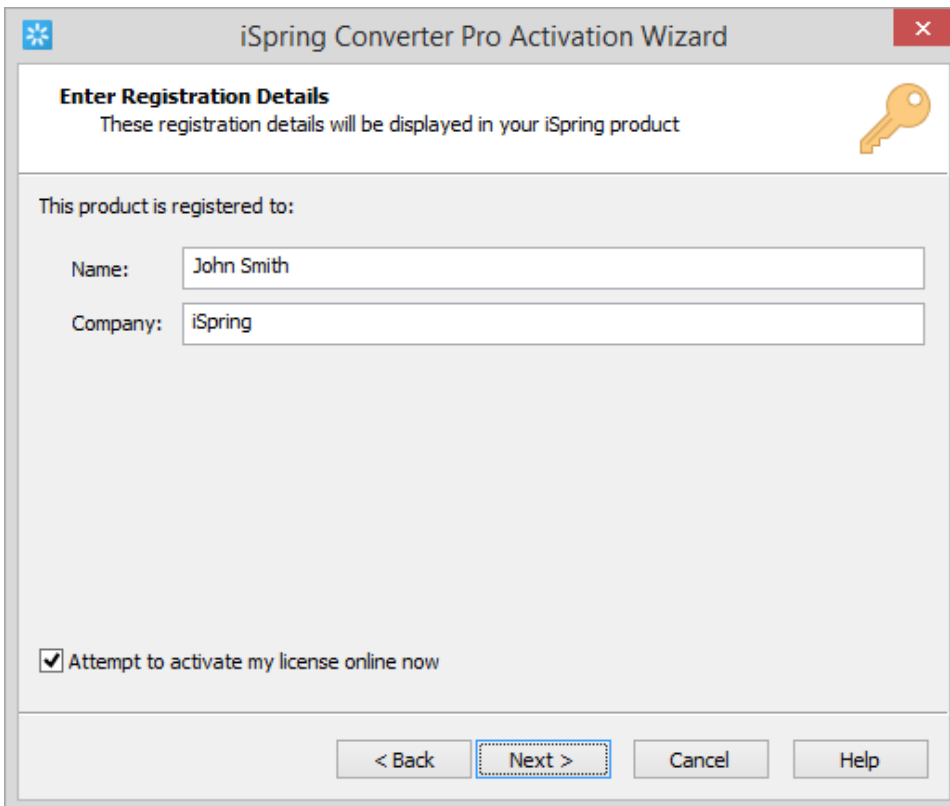


3. Enter your new license key and click **Next**.



The screenshot shows the 'iSpring Converter Pro Activation Wizard' window. The title bar includes a blue asterisk icon, the text 'iSpring Converter Pro Activation Wizard', and a red close button. The main content area has a header 'Enter License Key' with a key icon and the instruction 'Copy and paste the license key you received after the purchase of your iSpring license'. Below this, it says 'Paste your license key to activate iSpring Converter Pro:' followed by a text input field containing a placeholder 'YYYYY-YYYYY-YYYYY-YYYYY-YYYYY-YYYYY-YYYYY-YYYYY-YYYYY-YYYYY'. A link 'Don't have a license key? Purchase Online' is visible. At the bottom, there are four buttons: '< Back', 'Next >', 'Cancel', and 'Help'. The 'Next >' button is highlighted with a dashed blue border.

4. Enter the new name and company name and click **Next**.



The screenshot shows the 'iSpring Converter Pro Activation Wizard' window. The title bar includes a blue asterisk icon, the text 'iSpring Converter Pro Activation Wizard', and a red close button. The main content area has a header 'Enter Registration Details' with a key icon and the instruction 'These registration details will be displayed in your iSpring product'. Below this, it says 'This product is registered to:' followed by two text input fields: 'Name: John Smith' and 'Company: iSpring'. At the bottom, there is a checkbox labeled 'Attempt to activate my license online now' which is checked. At the bottom, there are four buttons: '< Back', 'Next >', 'Cancel', and 'Help'. The 'Next >' button is highlighted with a dashed blue border.

After successful activation the new information will be displayed in the **About** window.



About



iSpring Converter

Version 7.1.0 Build 8787

John Smith
iSpring
Business License

5C33D-C9E15-45L28-9M451-02947-0CA4F-3022N-08015-B0184-TM2YC

[Change License Key](#)

Get technical support: support@ispringsolutions.com

Copyright © 2005–2015 iSpring Solutions, Inc. All rights reserved.

[Additional Copyright Information](#)

Close