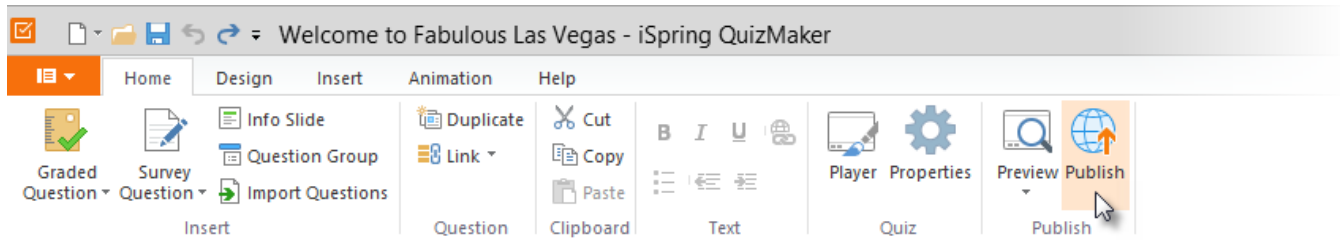


Publishing Quizzes

Click the **Publish** button on the iSpring QuizMaker toolbar to open the Publish Quiz window. The **Publish Quiz** window allows you to publish quizzes to Flash and HTML5 format in a couple of clicks and tune appearance settings, compression and playback options for the output quiz.



Destination options

There are the following destination tabs in the **Publish Quiz** window:

- [Publish Quizzes for Web](#) - Select this option to publish your quiz for the Web.
- [Publish Quizzes to iSpring Learn](#) - This option lets you publish your quiz to the iSpring Learn LMS and track user's viewing and learning activities.
- [Publish to iSpring Cloud](#) - Publish your quizzes to the iSpring Cloud sharing service for public or private sharing.
- [Publish Quizzes to LMS](#) - Select this option to prepare your quiz for uploading to an LMS.
- [Export Quizzes to Word documents](#) - Select this option if you want to export your quiz to a Word document.

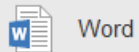

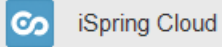
Publish Options

If you want to specify individual settings to publish your quiz, go through the tabs on the **Publish Quiz** window:

- [General](#) - destination and composition of the output quiz
- [Compression](#) - compression options for images, audio and video files
- [Advanced](#) - appearance, size and scale parameters for the output quiz
- [Learning Course](#) - e-Learning course settings



iSpring QuizMaker



General **Compression** Advanced

Quiz title:

Local folder:

Output

- Combined (HTML5 + Flash)
- Mobile (HTML5)
- Desktop (Flash)
 - All in one Flash file
- Executable (EXE)
- Use iSpring Play
- Zip output

Player

