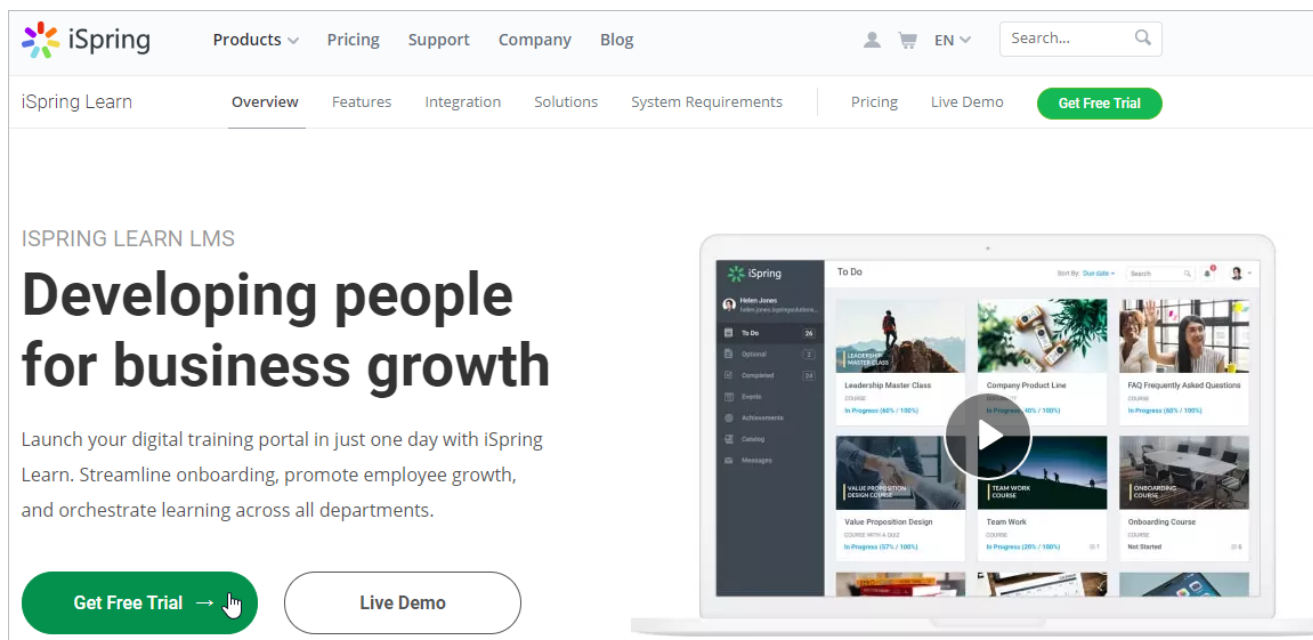


# Try iSpring Learn

To get your iSpring Learn trial account:

1. Click **Get Free Trial** on the [iSpring Learn](#) page.



The screenshot shows the iSpring Learn website. The top navigation bar includes the iSpring logo, menu items for Products, Pricing, Support, Company, and Blog, a user profile icon, a shopping cart icon, a language selector (EN), and a search bar. Below the navigation bar, the 'iSpring Learn' section is active, with sub-links for Overview, Features, Integration, Solutions, and System Requirements. A prominent green 'Get Free Trial' button is visible. The main content area features the heading 'ISPRING LEARN LMS' and a large title 'Developing people for business growth'. Below the title, a paragraph describes the LMS: 'Launch your digital training portal in just one day with iSpring Learn. Streamline onboarding, promote employee growth, and orchestrate learning across all departments.' Two buttons are present: a green 'Get Free Trial' button with a hand cursor and a white 'Live Demo' button. To the right, a laptop displays the iSpring LMS interface, showing a 'To Do' list with various courses like 'Leadership Master Class', 'Company Product Line', 'FAQ Frequently Asked Questions', 'Value Proposition Design', 'Team Work', and 'Onboarding Course', each with progress indicators.

2. Enter your email address and click **Continue**.



iSpring Learn

# Get a free trial of iSpring Learn

Start your free 14-day trial and access all iSpring features without spending a cent.

Please enter your details:

 helensmithispring@gmail.com|

Continue



3. Add to the form your name and phone number and click **Start Free Trial**.




iSpring Learn


# Get a free trial of iSpring Learn

Start your free 14-day trial and access all iSpring features without spending a cent.

Please enter your details:

 helensmithspring@gmail.com

 Helen Smith

 +1 800 640 0868

By clicking this button, you confirm that you're agreeing to our [Terms](#), [Privacy Policy](#), and [License Agreement](#).

**Start Free Trial**



4. Right after that, you will see a message saying that your iSpring Learn credentials will be sent to your email address.




iSpring Learn



## Check your inbox!

We've sent login details to  
**helensmithspring@gmail.com**  
If you didn't get a message from iSpring, try  
checking your spam or junk folder.

5. In the email that arrived to your inbox, click **Confirm your email**.



Hey Helen,

Thank you for your interest in iSpring Learn. It's great to have you here! We hope you and your learners will enjoy using this feature-rich and flexible LMS.

To start using your free trial, please verify your email address:

[Confirm your email](#) →

To help you get started, we'll send you a few quick emails: tips and tricks to get the most out of iSpring Learn, video tutorials, and success stories. We want to make sure that you receive these useful messages, so please take a few seconds to add [customer.care@ispringsolutions.com](mailto:customer.care@ispringsolutions.com) to your contact list.

If you have any questions, we're here to help! Call us at + 1 844-347-7764 or simply reply to this email. We'll get back to you in no time.

Check out what our clients say about us on [Capterra](#) →

---


*Sincerely,*  
*iSpring Customer Care*  
[www.ispringsolutions.com](http://www.ispringsolutions.com)  
+ 1 844-347-7764

6. Now, you can set up your password for the account. After the password is set, click **Continue**.

# Welcome to iSpring Learn


Create a password for your account.

Enter your password


.....| 








---

- ✓ 6 characters minimum
- ✓ One uppercase letter
- ✓ One number





**Continue** 

7. Congrats! Your iSpring Learn account is created and you can start managing it as an administrator.

 iSpring Learn

-  Dashboard
-  Courses
-  Reports
-  Events
-  Users
-  Settings
-  Messages

Dashboard

 0 courses
 1 user
 1 group
 1 login per period

**Ready for evaluation**  
0 answers are ready for evaluation Full Report

Course	User
No activity yet	

**Newest Content**  
uploaded over the last 7 days

Content	Date	Author
No activity yet		

**Active Users**  
last 7 days Full Report

User	Views
No activity yet	

Learn how to get begin adding users and content in the [Getting Started with iSpring Learn](#) article. And don't forget to [upgrade](#) until your 14-day trial expires.