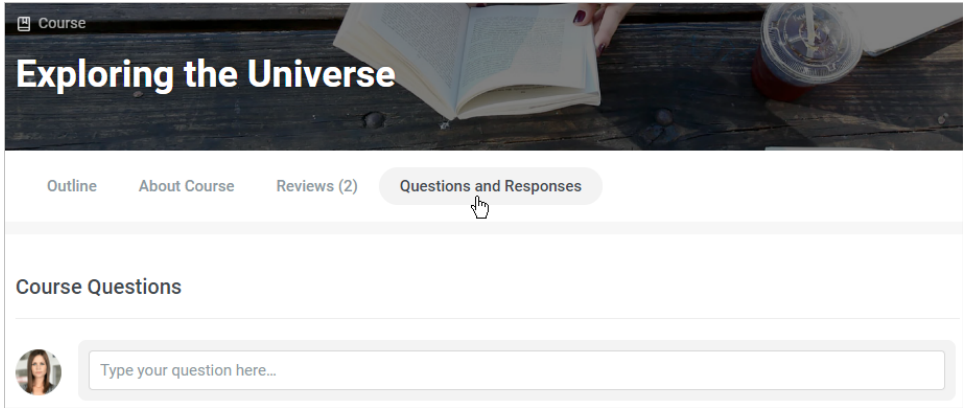


Course Questions in the User Portal

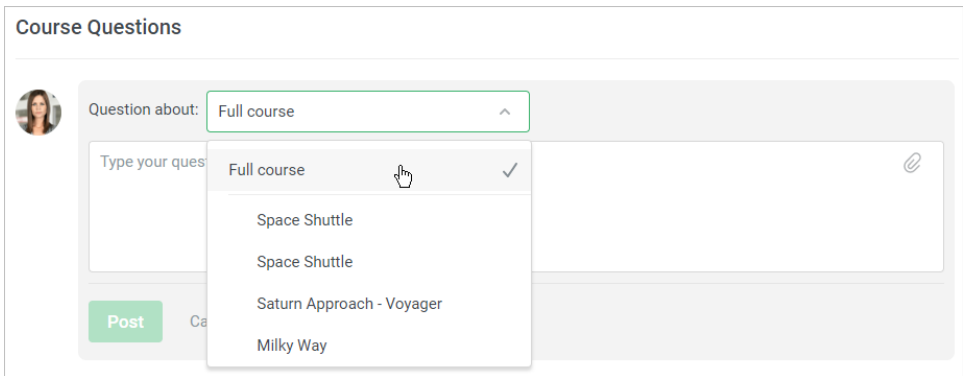
After you have [enabled](#) the **Questions and Responses** feature, users will be able to send their questions about the course or the content items that are included in it.

To ask a question on the course:

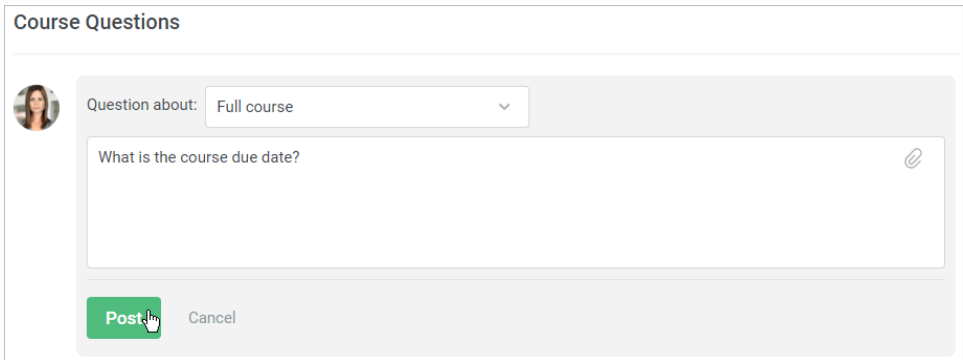
1. Open the course in the user portal, select the **Questions and Responses** tab, and then click **Type your question here**.



2. Specify whether you want to set a question on the entire course or a particular module.



3. After that, enter the question and hit the **Post** button.



4. Your question has been sent. The administrator will see it in the **Course Questions** section in their account.

The screenshot displays the iSpring Learn interface. On the left is a dark sidebar with navigation options: Dashboard, Courses, Reports, Events, Users, Knowledge Base, Course Questions (highlighted), and Settings. The main content area is titled 'Questions' and features a search bar, a course filter 'Exploring the Universe' with a 'Go to course >' link, and a list of course categories. The 'Exploring the Universe' category is selected. A question from Christine Becker is visible: 'What is the course due date?' with a 'Reply' button and a timestamp of 'few seconds ago'.



Important:

1. Any user who is enrolled in a course can respond to other users' questions or reply to their own questions,
2. Even if a user has been removed, their questions and responses are kept and shown on the course page.
3. If there is [an expert](#) assigned to the course, they will receive [a notification](#) about a question asked through the **Questions and Responses** tab.