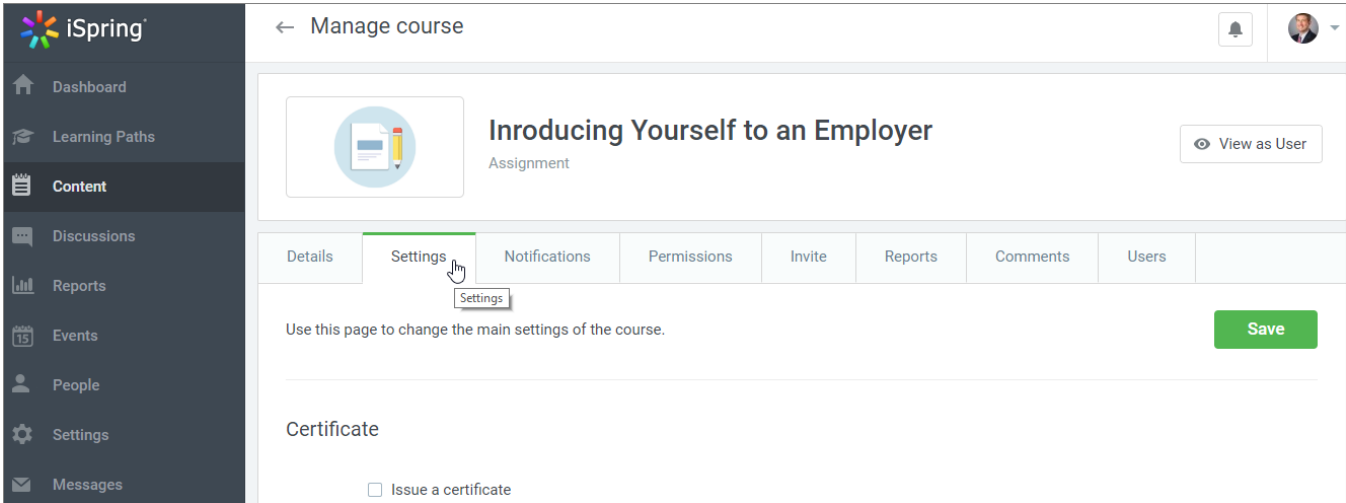


Assignment Settings

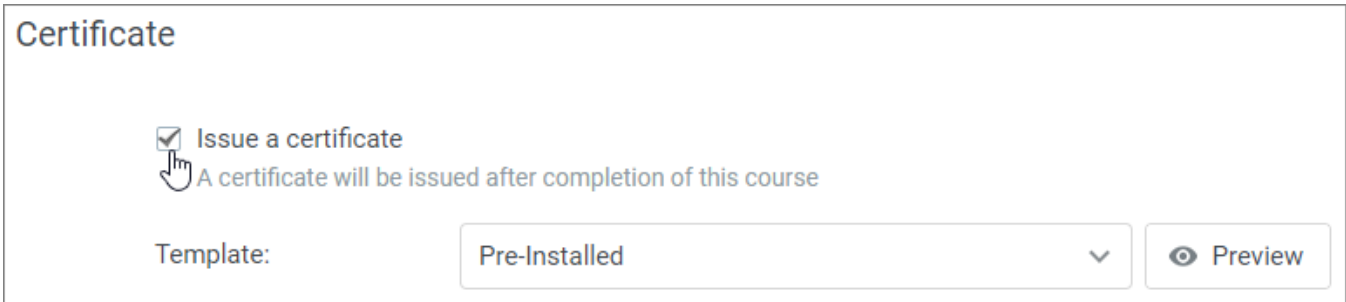
Under the **Settings** tab, you can choose to issue a certificate on the assignment completion, select how much points are awarded for passing the assignment, make the assignment available for purchase, limit the number of attempts to view the assignment, and add the assignment to the catalog.



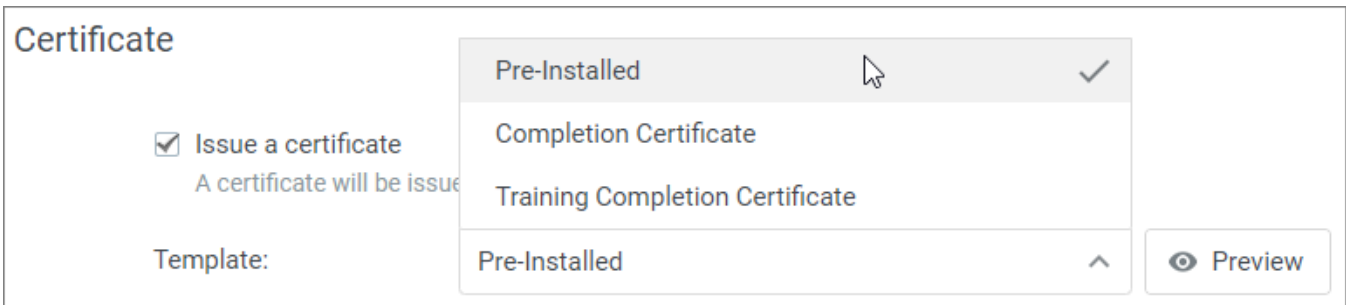
- [Certificate](#)
- [Gamification](#)
- [E-Commerce](#)
- [Viewing Restrictions](#)
- [Catalog](#)
- [Guestbook](#)

Certificate

To issue a certificate to the users who completed the assignment, select **Issue a certificate**.



You can choose the certificate template. A new certificate template can be added in [the Certificate Settings menu](#).



You can preview the certificate. The certificate will be opened in a new tab.

Certificate

Issue a certificate

A certificate will be issued after completion of this course

Template:

Pre-Installed



Preview

Gamification

Gamification helps to motivate students to complete assignments. You can reward them with points and badges for the successful completion of the tasks.

If you select to use the default settings, the number of points awarded for the assignment is the same as set in the [Gamification settings](#).

Gamification

Use default settings

Awarded points:

60

If you want to set a different number of points, uncheck **Use default settings** and enter another number in the **Awarded points** field.

Gamification

Use default settings

Awarded points:

70

To learn how to manage gamification settings, read the [Gamification](#) article.

E-Commerce

In the **E-Commerce** section, you can make the assignment available for purchase and set its price.

E-Commerce

Enable e-Commerce

This content is available for purchase at the price below.

Price:

8.00

EUR

Find out how to manage payment settings in the [E-Commerce Settings](#) article.

Viewing Restrictions

To make sure the assignment can be opened a limited number of times, check **Limit number of attempts to** and set the number the users can attempt to pass the assignment.

Viewing Restrictions

Limit number of attempts to: attempt(s)

This amount of attempts is allowed after each purchase of the course.

Specify display time

Finish display: days after purchase

If you want to limit the display time for the assignment, check **Specify display time** and select how many days the assignment will be available.

Viewing Restrictions

Limit number of attempts to: attempt(s)

This amount of attempts is allowed after each purchase of the course.

Specify display time

Finish display: days after purchase

Catalog

You can add the assignment to the catalog, a collection of additional content items available to all the account users. To do this, check **Add this course to the catalog** and choose the category.

Catalog

Any user in your account can select courses from the catalog.

Add this course to the catalog

Category:

Administrator approval is not available for paid courses.

Learners need administrator approval to view this course

Check how to set up this powerful feature in the [Catalog](#) article.