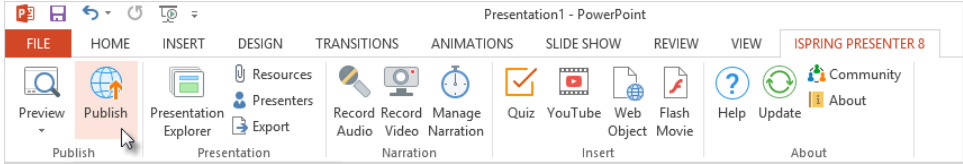


# Video Lecture Player

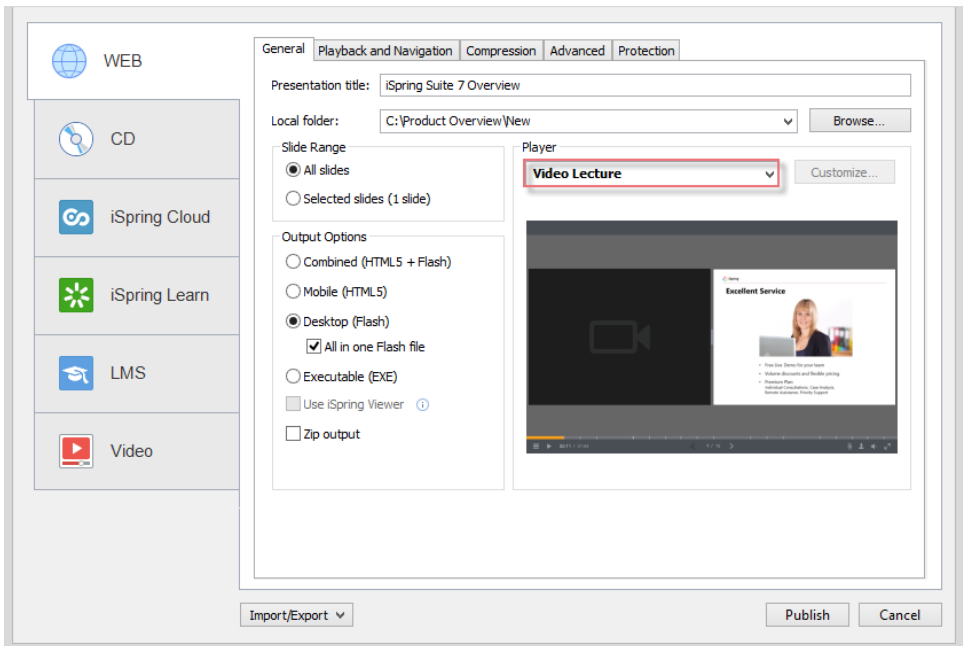
Even the most sophisticated video lecture can still be made more effective, simply by giving your users a convenient way to view it. Combining presentation slides with a talking head or explainer video is easier now than ever before, thanks to the Video Lecture Player.

To publish your video lecture with Video Lecture Player

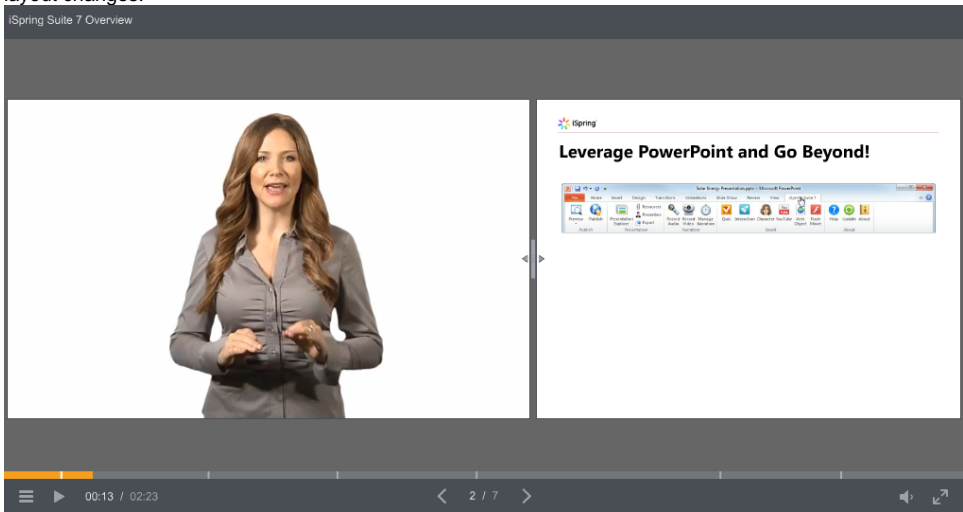
1. Click **Publish** on the toolbar.



2. Select **Video Lecture** from the Player dropdown menu and click **Publish**.



3. When you open your course, it will be displayed in the Video Lecture Player. If you have set up automatic layout changes in Presentation Explorer, they will occur automatically as the slides progress. We added some useful tips below on how to set automatic slide advance and layout changes.



Regardless of the layout you have chosen, you can always change the proportions of the slide and video simply by clicking and dragging anywhere on their surface.

Check out the video below to see the Video Lecture Player in action.