

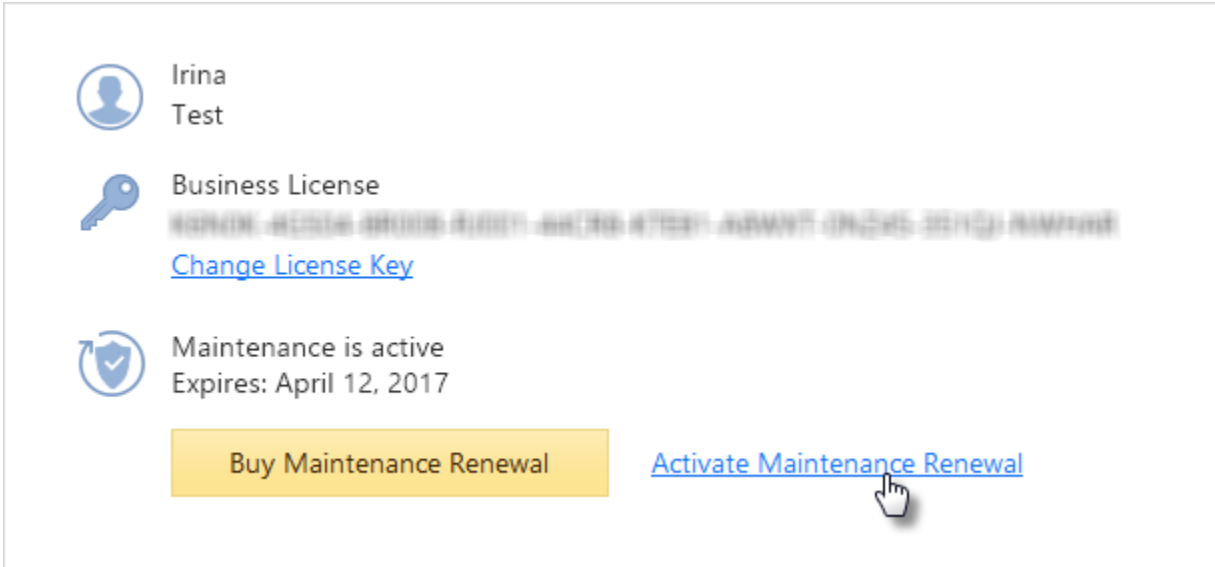
Renewing Maintenance Plan

Maintenance Plan for any iSpring product includes free minor and major upgrades for one year as well as access to our expert-level support by phone, email, or live chat.

After your maintenance plan expires, you can [renew it on the iSpring web site](#).

To update the info about the maintenance plan in your iSpring program, run the Renewal Wizard and complete the renewal procedure.


Click **Activate Maintenance Renewal** in the About window to start the Renewal Wizard.



- [Maintenance Renewal via the Internet](#)
- [Maintenance Renewal via an Activation Code](#)

Maintenance Renewal via the Internet

The fastest way to renew the maintenance plan is to go through the online renewal procedure. To do it, select the option "via the Internet" and click **Next**. It usually takes just a few seconds to complete the process.

Maintenance renewal 

Choose one of the following ways to renew Maintenance

via the Internet (recommended)
The information on the duration of your Maintenance will be automatically synchronized.

via an activation code
For the renewal, you will need to receive and enter activation code.


Haven't purchased a Maintenance renewal? [Buy renewal now](#)

< Back **Next >** Cancel Help

Maintenance Renewal via an Activation Code

To renew the maintenance via the activation code:

1. Choose "**via an activation code**" and click **Next**.

Maintenance renewal 

Choose one of the following ways to renew Maintenance

via the Internet (recommended)
The information on the duration of your Maintenance will be automatically synchronized.


via an activation code
For the renewal, you will need to receive and enter activation code.

Haven't purchased a Maintenance renewal? [Buy renewal now](#)

< Back **Next >** Cancel Help

2. Click **Get an activation code** and go to the iSpring website to obtain the activation code.
3. Paste the code you received in the **Activation code** field.

Maintenance renewal
Follow the following steps



Step 1

Get an activation code for the Maintenance renewal on the iSpring website.

Get an activation code

Step 2

Enter the activation code received on iSpring website, then click Next.

Activation code:

< Back Next > Cancel Help

The updated info about your maintenance plan will be displayed in the About window.