


# Branding

On the **Account Branding** page, you can edit the look and feel of your iSpring Learn account by:

- [Choosing a Color Scheme](#)
- [Adding Account Logo](#)
- [Uploading a Favicon](#)



Dashboard

Learning Paths

Content

Discussions

Reports

Events

People

**Settings**

Messages

Settings

Main

Branding

Additional Options


Here you can configure your account branding. Change your account design - styles, logo, favicon.

User Portal

Save


Color Scheme

Select one of our pre-built themes below or create your own custom theme to match your companies color scheme.

Color Scheme: 

Account Logo

This logo will be displayed on all pages in your account above the main menu.



JPG, PNG, GIF images are accepted. Your logo will be resized to fit within 250px wide, 64px tall.