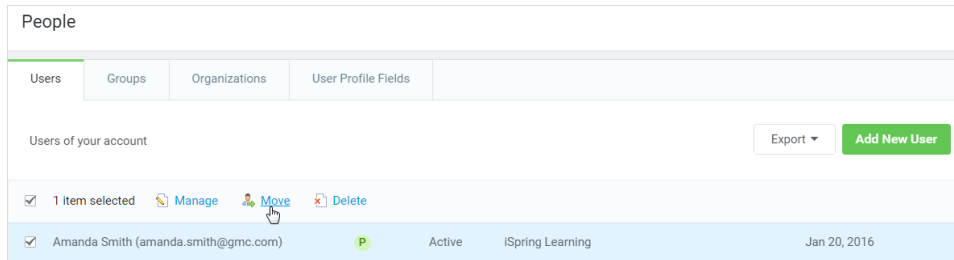



Moving Users to Organizations

In iSpring Learn, a group or a user can belong only to one organization and sometimes you may want to move a user from one organization to another.

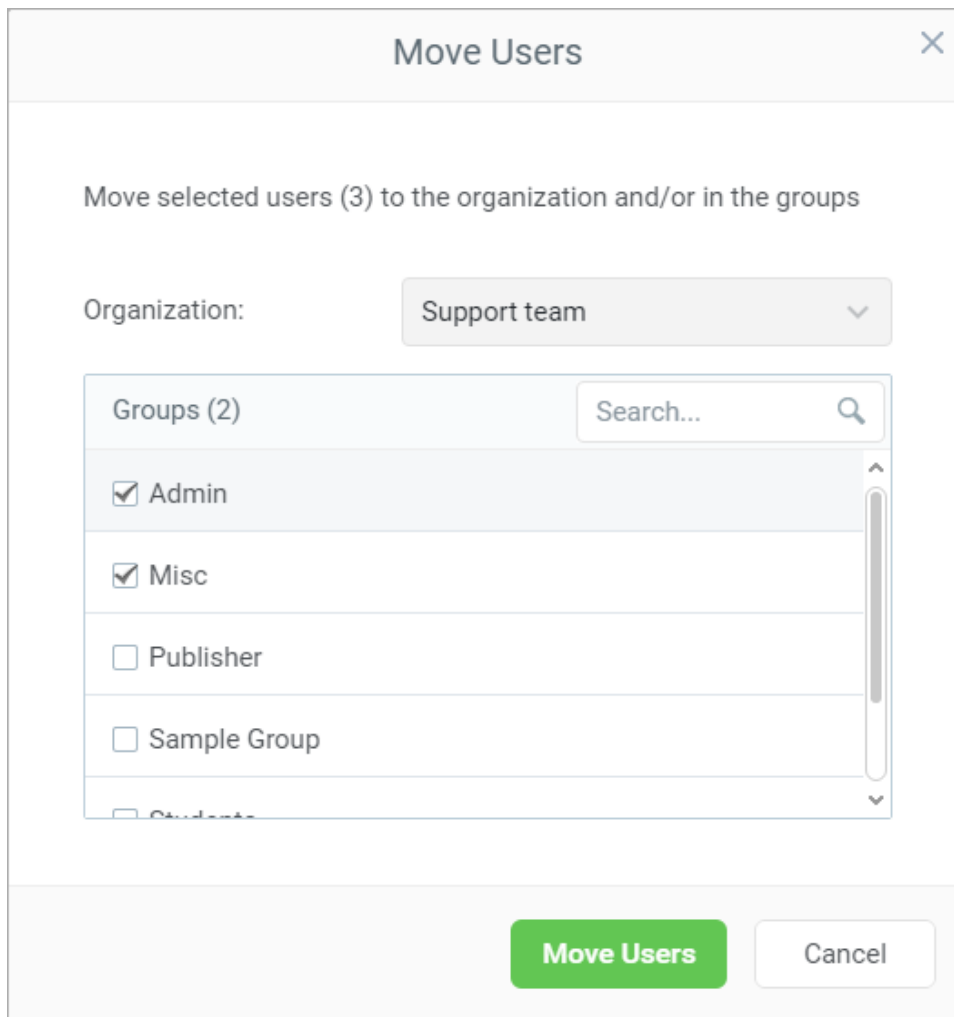
To move a user to another organization:

1. On the Users tab, select a user that you want to move.
2. Click the **Move** button in the top action menu above the user list.



 **Tip:** You can also select users on the **Move Users** popup window, after you click the **Move** button. Perform the search by email address to find a user that you want to move to the same organization.

3. Choose a target organization from the corresponding drop-down menu and select groups to move users to.



4. Click the **Move Users** button.

Selected users will be moved to the selected organization.