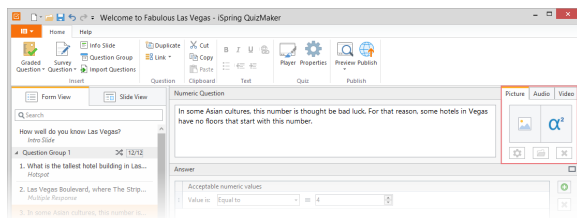


# Attaching Media to Questions

You can add a picture, an equation, an audio or video clip and a Flash movie to any question in a quiz.

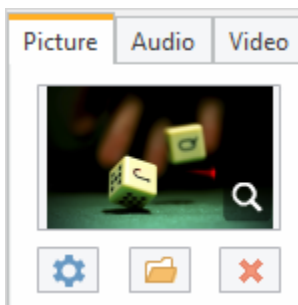


## On this page:

- [Adding Media to Questions](#)
- [Adding Equations to Questions](#)
- [Removing Media Content](#)

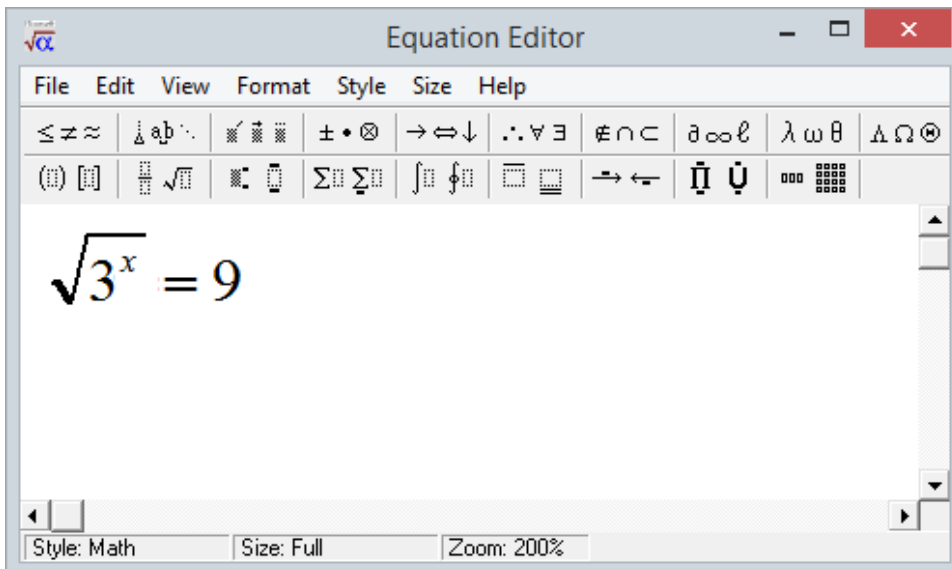
## Adding Media to Questions

1. Select a question in the QuizMaker window.
2. Click the **Picture/Audio/Video** tab, browse for a necessary file and choose to open it.



## Adding Equations to Questions

1. Select a question in the QuizMaker window.
2. On the Picture tab, click the **Add Equation** icon. The **Microsoft Equation Editor** will be opened.
3. Type your formula in Equation Editor.



4. Close Equation Editor.  
The equation will be converted to an image and added to the selected question.



The attached picture, equation, audio, video, and Flash movie can be changed or previewed.

**Note:** The player for smartphones displays only media files inserted in the main window of the editor. Images and equations inserted in the [Slide View](#) mode won't be displayed.

## Removing Media Content

1. Select a question in the QuizMaker window.
2. Click the **Delete** button in the corresponding tab to remove a given picture, audio, video or Flash movie.

