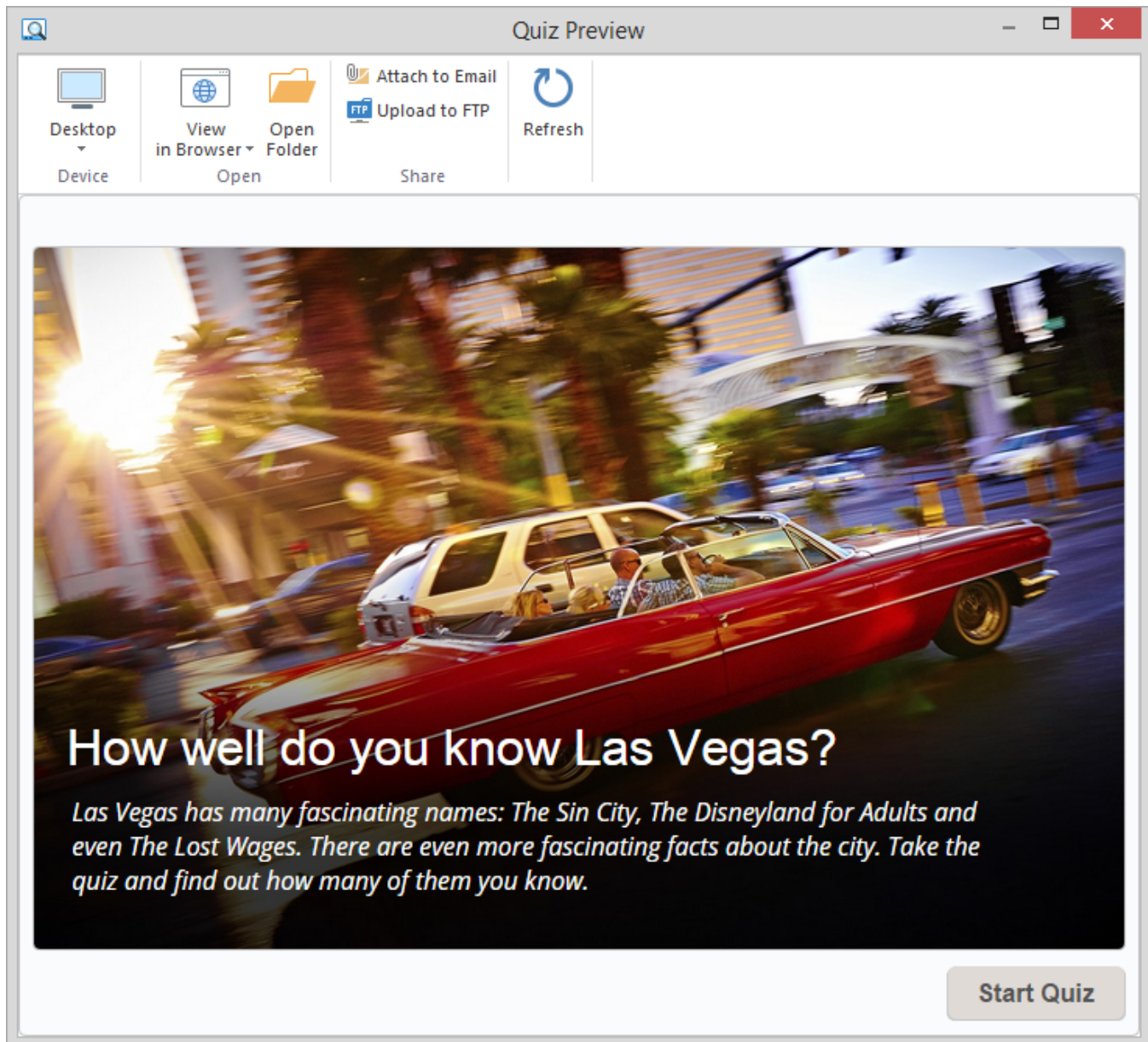


Sharing Options for Quizzes

When the Publish process is complete, a new window that shows a preview of your quiz will open. The preview window includes a toolbar and a live preview area.



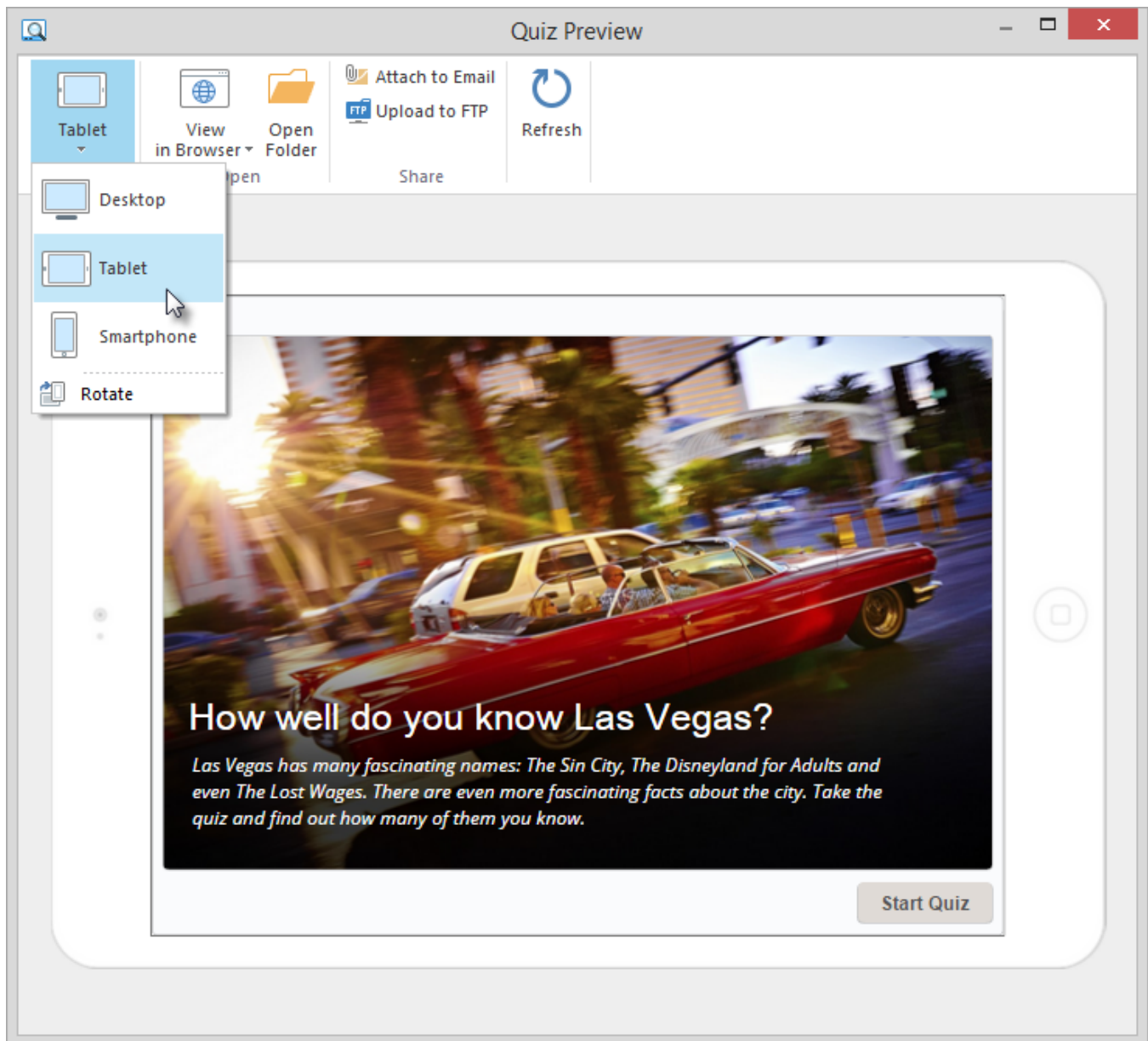
By clicking the corresponding buttons on the toolbar, you can:

- [Preview your quiz on any device](#)
- Preview your quiz in any browser
- Access the folder with the quiz files
- [Send a quiz to a Web server via FTP](#)
- [Email a quiz](#)
- Refresh the content in the preview area

Choosing a device for previewing

With this option you can preview the quiz on a device of your choice without uploading it to the Internet. Click the **Device** button and choose the device needed. By clicking the **Rotate** button you can also change the device orientation.

Note: You can choose the device only when publishing to either HTML5 or Combined format.



Uploading Quizzes to FTP

1. Click the **Upload to FTP** button on the toolbar. You will see a window where you can add, edit and delete FTP accounts.
2. Select the 'Create a folder for output files' checkbox to create a new folder with the presentation name on your server.

Upload to FTP

FTP Accounts:

ftp://user@ftp.ispringsolutions.com/presentations

New...

Edit...

Delete

☒ Create a folder for output files.

Upload Cancel

To create a new FTP account, you need to click the **New** button and fill out the form shown below:

FTP Account

Host name (e.g. mysite.com): ftp.ispringsolutions.com Port: 21

☐ Use encrypted connection via SSL/TLS

Folder on FTP server: presentations

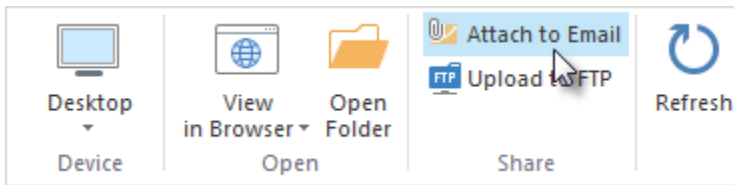
User name: user Password: *****

Test OK Cancel

FTP Account	
Host name	A host name (e.g. mysite.com) or an IP address (e.g. 77.77.55.88) of the web server where the quiz will be uploaded to.
Port	FTP servers generally use Port 21, but sometimes the port number may differ. For more information, contact your network administrator.
Use encrypted connection via SSL/TLS	The program will establish a secure connection with a server using FTP with TLS/SSL (FTPS).
Folder on FTP server	A path to the folder on the FTP server.
User name	If anonymous access to the FTP is not allowed, type your user name.
Password	If anonymous access to the FTP is not allowed, type your password.

Sending Quizzes via Email

If you want to send your quiz via email, click the **Attach to Email** button on the toolbar.



A new email with the quiz attached to it will be created by your default email client. You can specify the email address of the recipient and send it.