














Editing Slide Titles

Titles of slides are shown in the Outline tab of the Universal player. By default, titles are taken from PowerPoint slide titles of the presentation. To change a slide title, click it and type a new one. The new titles will be displayed in your presentation navigation. They can differ from PowerPoint slide titles.

Presentation Explorer

Save & Close Hide Slide Promote Demote On-Click Auto Slide Duration: 00:10.00 Branching Lock Presenter: Geoseffe Tembor Layout: Full

#	Title	Advance	Branching	Lock	Presenter	Layout
1	PowerPoint to Flash Excellence	 	2.0s	Default		No Change
2	Animations: Entrance Effects	 	10.0s	Default		Full
3	Animations: Exit Effects	 	8.6s	Default		Maximized Video
4	Animations: Emphasis Effects	 	18.1s	Default		Maximized Video
	Animations: Basic Motion Path Effects					Full

Click to edit the title or press F2