

FAQ

FAQ helps you to quickly create a list of questions and answers that your site visitors or students ask most often.

- [Adding Questions and Answers](#)
- [Duplicating Questions and Answers](#)
- [Deleting Questions and Answers](#)

iSpring Visuals FAQ

Introduction

My hyperlinks won't open, how do I fix this?


What is the difference between trial and full version of iSpring Visuals?

How can I optimize Flash interactions for publishing to the Web?

How does the content quality influence the size of the output Flash file?

Embedded audio files greatly increase the file size. iSpring decreases the size dramatically by converting it to Flash format using effective compression methods available in Flash technology. iSpring Visuals lets you control compression level and thus the size of your published interactions and courses. The higher compression level, the smaller your published Flash files. To manage compression, click "**Publish**" button on the Visuals toolbar and then adjust image/audio compression options on the "**Compression**" tab. You can [read more about compression](#) on the iSpring web site.

Publish Interaction

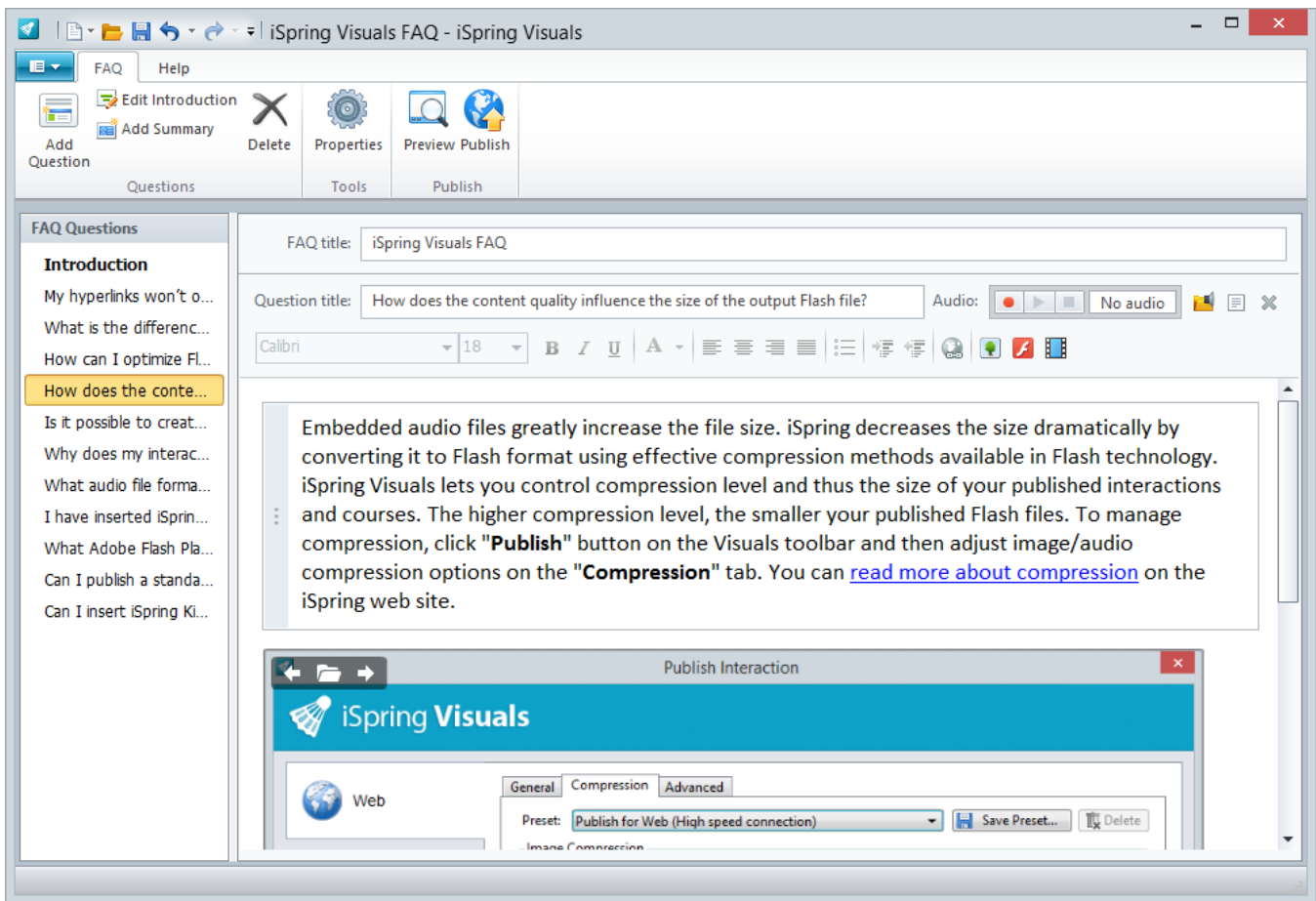
 iSpring Visuals

General

Compression

Advanced

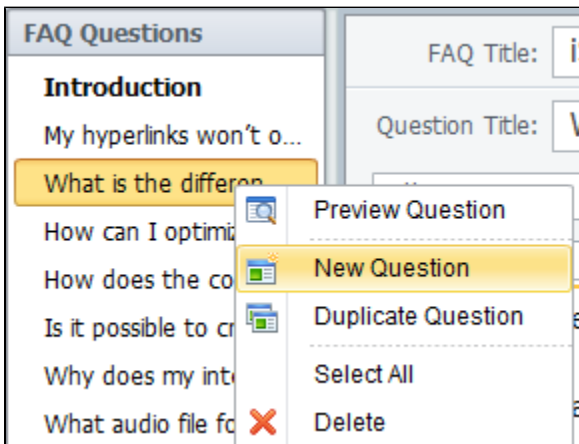
Adding Questions and Answers



1. Click the **Add Question** on the toolbar.

or

Right-click any place on the **FAQ Questions** pane and choose **New Page** in the contextual menu.



2. Type a question title in the corresponding field.

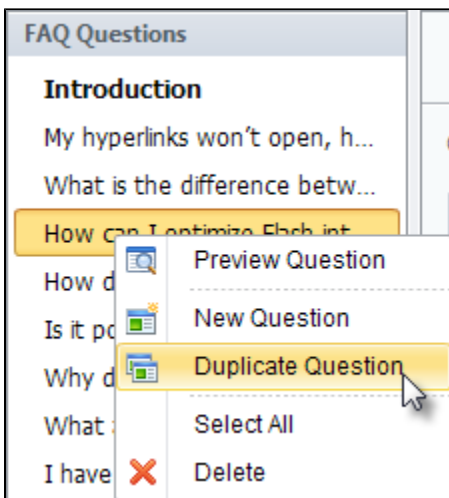
3. Enter a [description](#), [add pictures](#), [Flash movies](#), [video](#) and/or [audio narration](#).

Duplicating Questions and Answers

1. Select one or multiple questions on the **FAQ Questions** pane.

To select several items, click them while holding down the **Shift** or **Ctrl** button.

2. Right-click the selected questions on the **FAQ Questions** pane and choose **Duplicate Question** in the contextual menu.



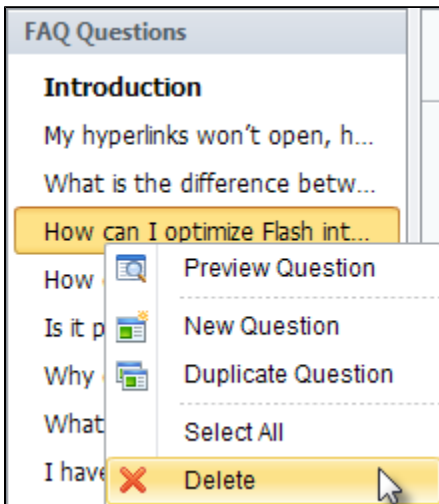
The selected questions will be duplicated along with the added texts, images, audio, video and Flash files. Introduction and summary cannot be duplicated.

Deleting Questions and Answers

1. Select a FAQ entry, which you want to delete, on the **FAQ Questions** pane.
Note: To select several items, click them while holding down the **Shift** or **Ctrl** button.
2. Click the **Delete** button on the toolbar or press the **Delete** key on your keyboard.

or

Right-click the selected entries on the **FAQ Questions** pane and choose **Delete** in the contextual menu.



When your FAQ is ready, give it a name and [proceed to publishing](#).