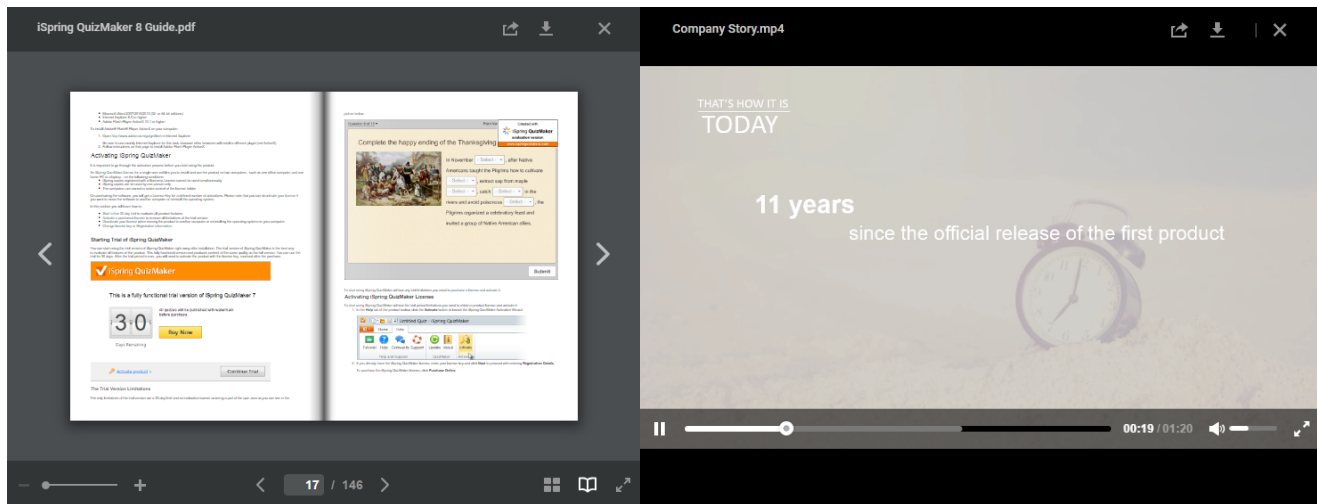



# View Content

To view a file in your iSpring Cloud account, click its title in the Content List. You will be directed to the **View Content** page. From there, you can preview, download, and share a file.




## Preview a Presentation

With the new iSpring Cloud player, you can easily demonstrate your PowerPoint presentations.



Use player controls or hotkeys to manage the demonstration:

Symbol	Name/Function
	Open up the <i>Thumbnail menu</i>
	Move Left/Right to the next slide
	Display your content in the Full Screen mode

Hotkeys:

- **Space** - go to the next animation
- **Arrow Right** - go to the next slide
- **Arrow Left** - go to the previous slide
- **Esc and F11** (if supported by a web browser) - exit the full screen mode.

If you uploaded an iSpring-created presentation via iSpring product or used manual upload (.ismpkg), the presentation will keep the initially configured player and control buttons.